



King's Research Portal

DOI:

[10.1001/jamapediatrics.2020.5602](https://doi.org/10.1001/jamapediatrics.2020.5602)

Document Version

Publisher's PDF, also known as Version of record

[Link to publication record in King's Research Portal](#)

Citation for published version (APA):

Baldwin, J. R., Caspi, A., Meehan, A. J., Ambler, A., Arseneault, L., Fisher, H. L., Harrington, H., Matthews, T., Odgers, C. L., Poulton, R., Ramrakha, S., Moffitt, T. E., & Danese, A. (2021). Population vs Individual Prediction of Poor Health from Results of Adverse Childhood Experiences Screening. *JAMA Pediatrics*, 175(4), 385-393. <https://doi.org/10.1001/jamapediatrics.2020.5602>

Citing this paper

Please note that where the full-text provided on King's Research Portal is the Author Accepted Manuscript or Post-Print version this may differ from the final Published version. If citing, it is advised that you check and use the publisher's definitive version for pagination, volume/issue, and date of publication details. And where the final published version is provided on the Research Portal, if citing you are again advised to check the publisher's website for any subsequent corrections.

General rights

Copyright and moral rights for the publications made accessible in the Research Portal are retained by the authors and/or other copyright owners and it is a condition of accessing publications that users recognize and abide by the legal requirements associated with these rights.

- Users may download and print one copy of any publication from the Research Portal for the purpose of private study or research.
- You may not further distribute the material or use it for any profit-making activity or commercial gain
- You may freely distribute the URL identifying the publication in the Research Portal

Take down policy

If you believe that this document breaches copyright please contact librarypure@kcl.ac.uk providing details, and we will remove access to the work immediately and investigate your claim.

Population vs Individual Prediction of Poor Health From Results of Adverse Childhood Experiences Screening

Jessie R. Baldwin, PhD; Avshalom Caspi, PhD; Alan J. Meehan, PhD; Antony Ambler, MSc; Louise Arseneault, PhD; Helen L. Fisher, PhD; HonaLee Harrington, BA; Timothy Matthews, PhD; Candice L. Odgers, PhD; Richie Poulton, PhD; Sandhya Ramrakha, PhD; Terrie E. Moffitt, PhD; Andrea Danese, MD, PhD

[+ Supplemental content](#)

IMPORTANCE Adverse childhood experiences (ACEs) are well-established risk factors for health problems in a population. However, it is not known whether screening for ACEs can accurately identify individuals who develop later health problems.

OBJECTIVE To test the predictive accuracy of ACE screening for later health problems.

DESIGN, SETTING, AND PARTICIPANTS This study comprised 2 birth cohorts: the Environmental Risk (E-Risk) Longitudinal Twin Study observed 2232 participants born during the period from 1994 to 1995 until they were aged 18 years (2012-2014); the Dunedin Multidisciplinary Health and Development Study observed 1037 participants born during the period from 1972 to 1973 until they were aged 45 years (2017-2019). Statistical analysis was performed from May 28, 2018, to July 29, 2020.

EXPOSURES ACEs were measured prospectively in childhood through repeated interviews and observations in both cohorts. ACEs were also measured retrospectively in the Dunedin cohort through interviews at 38 years.

MAIN OUTCOMES AND MEASURES Health outcomes were assessed at 18 years in E-Risk and at 45 years in the Dunedin cohort. Mental health problems were assessed through clinical interviews using the Diagnostic Interview Schedule. Physical health problems were assessed through interviews, anthropometric measurements, and blood collection.

RESULTS Of 2232 E-Risk participants, 2009 (1051 girls [52%]) were included in the analysis. Of 1037 Dunedin cohort participants, 918 (460 boys [50%]) were included in the analysis. In E-Risk, children with higher ACE scores had greater risk of later health problems (any mental health problem: relative risk, 1.14 [95% CI, 1.10-1.18] per each additional ACE; any physical health problem: relative risk, 1.09 [95% CI, 1.07-1.12] per each additional ACE). ACE scores were associated with health problems independent of other information typically available to clinicians (ie, sex, socioeconomic disadvantage, and history of health problems). However, ACE scores had poor accuracy in predicting an individual's risk of later health problems (any mental health problem: area under the receiver operating characteristic curve, 0.58 [95% CI, 0.56-0.61]; any physical health problem: area under the receiver operating characteristic curve, 0.60 [95% CI, 0.58-0.63]; chance prediction: area under the receiver operating characteristic curve, 0.50). Findings were consistent in the Dunedin cohort using both prospective and retrospective ACE measures.

CONCLUSIONS AND RELEVANCE This study suggests that, although ACE scores can forecast mean group differences in health, they have poor accuracy in predicting an individual's risk of later health problems. Therefore, targeting interventions based on ACE screening is likely to be ineffective in preventing poor health outcomes.

Author Affiliations: Author affiliations are listed at the end of this article.

Corresponding Author: Andrea Danese, MD, PhD, Social, Genetic and Developmental Psychiatry Centre, Institute of Psychiatry, Psychology and Neuroscience, King's College London, De Crespigny Park, Denmark Hill, London SE5 8AF, United Kingdom (andrea.danese@kcl.ac.uk).

JAMA Pediatr. 2021;175(4):385-393. doi:10.1001/jamapediatrics.2020.5602
Published online January 25, 2021.

Adverse childhood experiences (ACEs) show a dose-response association with mental and physical health problems.¹⁻⁴ To prevent health problems, ACE screening has been proposed to identify at-risk individuals who may benefit from health interventions.⁵⁻⁷ ACE screening in children has already been implemented in primary care clinics in the US,^{8,9} while adults are being screened for ACEs through population-based telephone health surveys in the US¹⁰ and through health care assessments in the UK.¹¹⁻¹³ Such screening commonly involves administering a questionnaire assessing exposure to 10 ACEs: physical, sexual, and emotional abuse; emotional and physical neglect; domestic violence; and parental substance abuse, mental illness, separation, and incarceration.¹ Individuals with high ACE scores are then referred for health interventions (eg, medical and mental health services)¹⁴ or provided with information about support services.^{11,15} However, concerns have been raised about the utility of ACE screening in preventing poor health outcomes¹⁵⁻¹⁹ because of unanswered questions about forecasting, incremental prediction, discrimination, and measurement.

With regard to forecasting, it is unclear whether ACE scores are associated with future health problems because (with notable exceptions²⁰⁻²²) previous research has largely been cross-sectional, linking adults' reports of ACEs to their concurrent health problems.³ Without clear temporal separation between ACEs and health outcomes, it is unclear whether previous associations might reflect recall bias owing to concurrent health problems.^{23,24} If ACE scores cannot forecast later health problems, then ACE screening is uninformative for targeting preventive interventions.

With regard to incremental prediction, it is unclear whether ACE scores are associated with future health problems beyond other information typically available to clinicians, such as preexisting health problems or demographics, such as sex and socioeconomic disadvantage. If ACE scores are not associated with health problems beyond clinically available information, then ACE screening will not provide added value.

With regard to discrimination, it is unclear whether ACE scores differentiate between individuals who do and do not develop later health problems. Although previous research has found mean differences in health outcomes across groups of individuals with different ACE scores, individuals with the same ACE score have heterogeneous outcomes.^{1,25} If ACE scores do not accurately discriminate between individuals who do and do not develop health problems, allocating interventions on the basis of ACE scores might result in overreferrals of exposed individuals who will not develop health problems (false positives) and underreferrals of unexposed individuals who will develop health problems (false negatives).

With regard to measurement, it is unclear whether the ability of ACE scores to predict health outcomes differs depending on whether ACEs are assessed prospectively in childhood or retrospectively in adulthood. Indeed, prospective and retrospective measures of ACEs identify largely different groups of individuals²⁶ and tend to have different associations with health outcomes.^{2,27} If the predictive ability of ACE scores differs based on prospective vs retrospective measurement, screening will have different utility based on the assessment method.

Key Points

Question Can screening for adverse childhood experiences (ACEs) accurately predict individual risk for later health problems?

Findings In 2 population-based birth cohorts (with a total of 2927 individuals) growing up 20 years and 20 000 km apart, ACE scores were associated with mean group differences in health problems independent of other information available to clinicians. However, ACE scores had low accuracy in predicting health problems at the individual level.

Meaning ACE scores can forecast mean group differences in later health problems; however, ACE scores have poor accuracy in identifying individuals at high risk for future health problems.

This study directly addressed these questions to inform policymakers and practitioners about the value of screening for ACEs in improving health. Using data from 2 population-representative birth cohorts, we examined forecasting by testing whether individuals with higher ACE scores had a greater mean risk of later mental and physical health problems. To examine incremental prediction, we tested whether individuals with higher ACE scores had a greater risk of later health problems independent of other clinically available information. To examine discrimination, we tested the predictive accuracy of ACE scores in identifying individuals with or without later health problems. To examine measurement, we tested the above questions using ACE scores assessed both prospectively in childhood and retrospectively in adulthood.

Methods

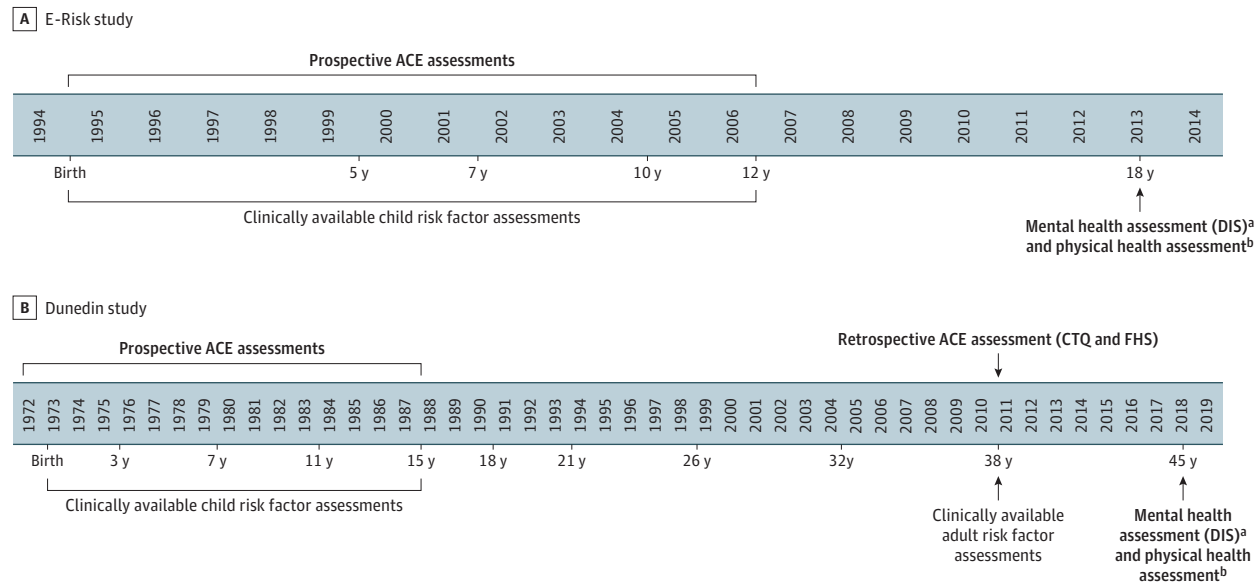
A brief description of the samples and measures is below, and a full description is in eMethods 1-12 in the [Supplement](#). The rationale for inclusion is in eMethods 1 in the [Supplement](#), and the prevalence of all variables is described in eTable 1 in the [Supplement](#). This project was preregistered.²⁸ Analyses were checked for reproducibility by an independent data analyst, who recreated the code by working from the manuscript and applied it to a fresh data set. The R²⁹ code is available online.³⁰ This study follows the Strengthening the Reporting of Observational Studies in Epidemiology (STROBE) reporting guideline (eMethods 13 in the [Supplement](#)). A separate ethics approval was not required for this study because ethical approval was already granted for the analysis of data obtained during each assessment phase of the E-Risk and Dunedin cohorts.

The Environmental Risk Longitudinal Twin Study

Sample

The Environmental Risk (E-Risk) Longitudinal Twin Study tracks the development of a birth cohort of 2232 British children ([Figure 1](#); eMethods 2 and eFigure 1 in the [Supplement](#)).³¹ The Joint South London and Maudsley and the Institute of Psychiatry Research Ethics Committee approved each phase of the study. Parents provided written informed consent, and twins provided written assent between 5 and 12 years of age and then provided informed consent at 18 years of age.

Figure 1. Timeline for Assessments of Adverse Childhood Experiences (ACEs) and Health in the Environmental Risk (E-Risk) Longitudinal Twin Study and the Dunedin Multidisciplinary Health and Development Study



A, In the E-Risk study (N = 2232; 93% participation at 18 years), we examined whether prospectively assessed ACEs predicted mental and physical health problems at 18 years. Analyses testing incremental prediction controlled for clinically available childhood risk factors. B, In the Dunedin study (N = 1037; 94% participation at 45 years), we examined whether prospectively assessed ACEs predicted mental and physical health problems at 45 years. Analyses testing incremental prediction controlled for clinically available childhood risk factors. We also examined whether retrospectively assessed ACEs (measured at 38 years) predicted mental and physical health problems at 45 years. Analyses testing incremental prediction controlled for clinically available adult risk factors. CTQ indicates Childhood Trauma Questionnaire; DIS, Diagnostic Interview Schedule; and FHS, Family History Screen.

^a Assessments of depression, anxiety, self-harm, suicide attempt,

attention-deficit/hyperactivity disorder, alcohol dependence, and drug dependence in both cohorts were made through the DIS.

^b In both cohorts, obesity was defined as a body mass index of 30 or higher (calculated as weight in kilograms divided by height in meters squared), inflammation was assessed via dried blood spots (in E-Risk study) or serum (in Dunedin study) and was defined as a C-reactive protein level higher than 0.3 mg/dL (to convert to milligrams per liter, multiply by 10), asthma was assessed through self-report, sexually transmitted diseases were assessed through self-report, sleep problems were defined as scores higher than 5 on the Pittsburgh Sleep Quality Index, and daily cigarette smoking was assessed through self-report.

Measures

ACEs | Physical abuse, sexual abuse, emotional abuse and neglect, physical neglect, domestic violence, parental antisocial behavior, family history of substance abuse, family history of mental health problems, and parental separation or divorce between birth and age 12 years were assessed during 4 home visits when the children were aged 5 to 12 years (eMethods 3 and eFigure 2 in the [Supplement](#)).³² An ACE score was derived that summed the number of types of ACEs experienced.

Mental and Physical Health Problems at 18 Years | Depression, anxiety, self-harm, suicide attempt, attention-deficit/hyperactivity disorder (ADHD), alcohol dependence, and drug dependence at 18 years were assessed through private interviews with participants (eMethods 4 in the [Supplement](#)). Obesity, inflammation, asthma, sexually transmitted diseases (STDs), sleep problems, and smoking were assessed at 18 years (eMethods 5 in the [Supplement](#)).

Clinically Available Childhood Risk Factors | We collected information about children available to clinicians and known to be associated with later health. This information included sex,

childhood family socioeconomic status, and childhood mental and physical health problems (eMethods 6 in the [Supplement](#)).

The Dunedin Longitudinal Study

Sample

The Dunedin Longitudinal Study tracks a 1972-1973 birth cohort of 1037 children born in Dunedin, New Zealand (Figure 1; eMethods 7 and eFigure 3 in the [Supplement](#)).³³ The University of Otago Ethics Committee approved each phase of the study. Participants provided written informed consent.

Measures

ACEs | Physical abuse, sexual abuse, emotional abuse, physical neglect, emotional neglect, domestic violence, incarceration of a family member, family history of substance abuse, family history of mental illness, loss of a parent, and parental separation or divorce were assessed prospectively and retrospectively (eMethods 8 and eFigure 2 in the [Supplement](#)).² Prospective ACE scores were generated from records gathered during 7 biennial assessments carried out from 3 to 15 years, including social service contacts; structured notes from inter-

viewers, pediatricians, psychometricians, and nurses who assessed study children and their parents; teachers' notes of concern; and parental questionnaires. Retrospective ACE scores were ascertained through a structured interview at 38 years using the Childhood Trauma Questionnaire,³⁴ the Family History Screen,³⁵ and additional questions.

Mental and Physical Health Problems at 45 Years | To match outcomes in the E-Risk study, depression, anxiety, self-harm, suicide attempt, ADHD, alcohol dependence, and drug dependence were assessed at 45 years through private interviews with participants (eMethods 9 in the [Supplement](#)). Obesity, inflammation, asthma, STDs, sleep problems, and smoking were also assessed at 45 years (eMethods 10 in the [Supplement](#)).

Clinically Available Health Risk Factors | Childhood risk factors included sex, childhood family socioeconomic status, and childhood mental and physical health problems (eMethods 11 in the [Supplement](#)). Adult risk factors included sex, socioeconomic status, and self-reported health at 38 years (eMethods 12 in the [Supplement](#)).

Statistical Analysis

E-Risk Study

Statistical analysis was performed from May 28, 2018, to July 29, 2020. To test whether prospectively ascertained ACEs experienced between birth and 12 years forecasted health problems at 18 years, we used quasi-Poisson generalized linear models³⁶ to obtain relative risks for any mental health problem, any physical health problem, and individual mental and physical health problems. We obtained robust SEs to account for familial clustering. To test whether prospectively ascertained ACE scores incrementally predicted health problems at 18 years above other clinically available childhood risk factors (sex, socioeconomic disadvantage, and childhood mental or physical health problems), we expanded the quasi-Poisson generalized linear models to include these covariates.

To test whether prospectively ascertained ACE scores discriminated between young adults with and without health problems, we used receiver operating characteristic curve analyses, which yield an area under the curve (AUC) statistic, indexing the probability that a random participant with a health problem at 18 years had a higher ACE score than a participant without a health problem. Values can range between 0.50 (chance) and 1.00 (perfect discrimination), with suggested grading as fail or very poor (0.5-0.6), poor (0.6-0.7), fair (0.7-0.8), good (0.8-0.9), and excellent (0.9-1.0).³⁷ We conducted 2 sensitivity analyses: (1) using a binary ACE measure comparing 4 or more ACEs vs 3 or fewer ACEs to test this commonly used cutoff¹⁴; and (2) rerunning analyses in 10 subsamples comprising one randomly selected twin per pair to test the role of familial clustering.

Dunedin Study

Statistical analysis was performed from May 28, 2018, to July 29, 2020. To test whether the findings were replicated in an independent cohort of older individuals, we repeated the above

analyses in the Dunedin Study. Here we tested whether prospectively ascertained ACEs experienced between birth and 15 years were associated with health problems at 45 years. To test whether the findings differed when using retrospective rather than prospective measurement of ACEs, we tested whether ACE scores obtained from retrospective self-reports at 38 years were associated with health problems at 45 years.

Results

The E-Risk Study

Forecasting

Of 2232 E-Risk participants, 2009 (1051 girls [52%]) were included in the analysis. Children who experienced more ACEs had greater risk of a mental health problem at 18 years (relative risk, 1.14 [95% CI, 1.10-1.18] per each additional ACE; [Table](#), model 1).³⁶ For example, 146 of 259 children (56%) exposed to 4 or more ACEs had a mental health problem vs 216 of 659 nonexposed children (33%) ([Figure 2A](#)). Sensitivity analyses showed that ACE scores were also associated with each individual mental health problem (eFigure 4A and eTable 2A, model 1, in the [Supplement](#)). Children who experienced more ACEs also had elevated risk of a physical health problem at 18 years (relative risk; 1.09 [95% CI, 1.07-1.12] per each additional ACE; [Table](#), model 1),³⁶ with 202 of 259 children (78%) exposed to 4 or more ACEs having a physical health problem vs 360 of 659 nonexposed children (55%) ([Figure 2A](#)). This risk generalized across all individual physical health problems (eFigure 5A and eTable 3A, model 1, in the [Supplement](#)).

Incremental Prediction

After accounting for risk factors typically available to clinicians (eg, sex, socioeconomic disadvantage, and prior health problems), children who experienced more ACEs still had greater risk of a mental health problem (relative risk, 1.10 [95% CI, 1.06-1.15]; [Table](#), model 5),³⁶ including all individual mental health problems (eTable 2A, model 5, in the [Supplement](#)). Children who experienced more ACEs also had greater risk of a physical health problem (relative risk, 1.06 [95% CI, 1.04-1.09]; [Table](#), model 5),³⁶ particularly sleep problems, STDs, and smoking (eTable 3A, model 5, in the [Supplement](#)).

Discrimination

ACE scores had very poor accuracy in predicting which children had a mental health problem at 18 years, with an AUC of 0.58 (95% CI, 0.56-0.61; [Figure 3A](#)). This AUC represents a 58% probability (ie, 8% above chance) that a random participant who developed a mental health problem had a higher ACE score than a random participant who did not. Discrimination was most accurate for drug dependence (AUC, 0.66 [95% CI, 0.60-0.71]) and least accurate for anxiety (AUC, 0.56 [95% CI, 0.51-0.61]) (eFigure 6A in the [Supplement](#)). ACE scores also showed poor accuracy in predicting which children had a physical health problem at 18 years (AUC, 0.60 [95% CI, 0.58-0.63]; [Figure 3B](#)). Discrimi-

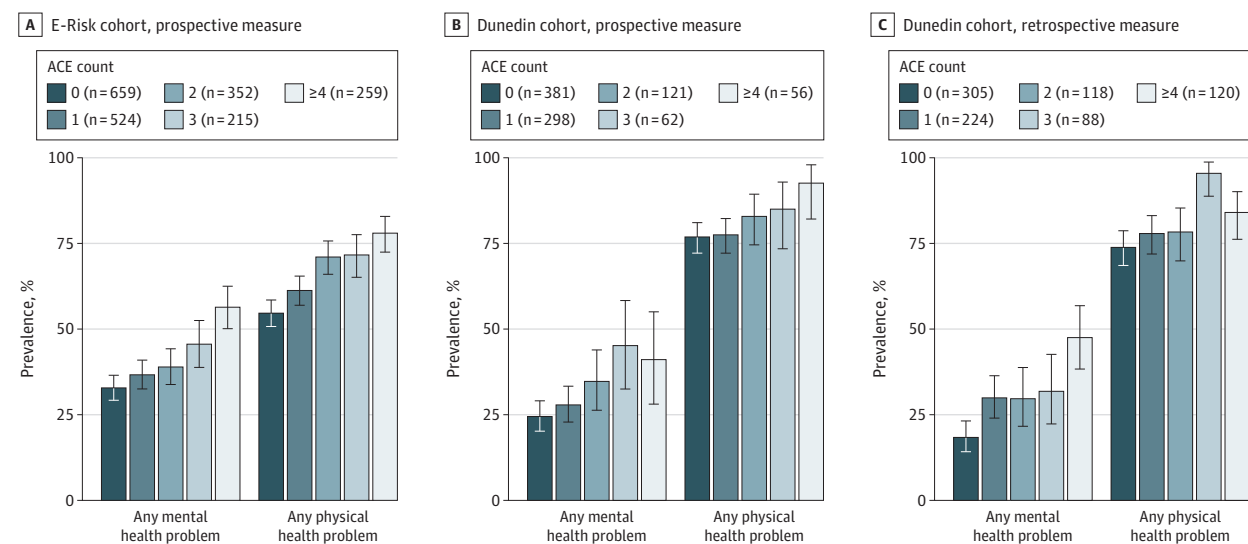
Table. Association Between ACEs and Health Problems in the E-Risk and Dunedin Cohorts^a

Cohort: ACE measure	No.	Relative risk (95% CI)				
		Model 1 (unadjusted)	Model 2 (adjusted for sex)	Model 3 (adjusted for SES at ACE assessment)	Model 4 (adjusted for health at ACE assessment)	Model 5 (adjusted for all risk factors)
E-Risk cohort (18 y)–prospective ACE measure						
Any mental health problem	2009	1.14 (1.10-1.18)	1.14 (1.10-1.18)	1.12 (1.08-1.17)	1.11 (1.07-1.15)	1.10 (1.06-1.15)
Any physical health problem	2009	1.09 (1.07-1.12)	1.10 (1.07-1.12)	1.07 (1.04-1.09)	1.08 (1.06-1.11)	1.06 (1.04-1.09)
Dunedin cohort (45 y)–prospective ACE measure						
Any mental health problem	918	1.17 (1.08-1.27)	1.17 (1.08-1.27)	1.17 (1.07-1.27)	1.15 (1.06-1.25)	1.15 (1.06-1.25)
Any physical health problem	872	1.04 (1.01-1.07)	1.04 (1.01-1.07)	1.03 (1.00-1.06)	1.04 (1.01-1.07)	1.03 (1.00-1.06)
Dunedin cohort (45 y)–retrospective ACE measure						
Any mental health problem	855	1.23 (1.14-1.31)	1.23 (1.14-1.32)	1.20 (1.12-1.29)	1.21 (1.12-1.30)	1.19 (1.10-1.28)
Any physical health problem	859	1.05 (1.02-1.07)	1.05 (1.02-1.07)	1.04 (1.01-1.06)	1.03 (1.01-1.06)	1.02 (1.00-1.05)

Abbreviations: ACE, adverse childhood experience; Dunedin, Dunedin Multidisciplinary Health and Development Study; E-Risk, Environmental Risk Longitudinal Twin Study; SES, socioeconomic status.

^a Results are presented as relative risks and 95% CIs for health problems per additional ACE experienced. We controlled for covariates measured at the time of ACE assessment to reflect information clinicians would have access to at the time of ACE screening; analyses using prospective ACE measures adjusted for risk factors measured in childhood (eg, family SES disadvantage and child mental health problems), whereas analyses using the retrospective

ACE measure adjusted for risk factors in adulthood (eg, SES disadvantage at 38 years and self-reported health problems at 38 years). We adjusted for sex in analyses based on both prospective and retrospective ACE measures. The sample size for each outcome includes individuals with complete data for ACEs, the health outcome, and all covariates (eg, sex, SES, and prior health measures). Estimates were obtained from quasi-Poisson regression models, which are recommended vs binomial regression models to avoid convergence problems.³⁶ However, findings were consistent with those obtained from logistic regression models (presented in eTable 6 in the Supplement).

Figure 2. Prevalence of Health Problems in the Environmental Risk Longitudinal Twin (E-Risk) Study and Dunedin Multidisciplinary Health and Development Study Cohorts According to Adverse Childhood Experience (ACE) Score

A, The prevalence of health problems at 18 years in the E-Risk cohort, as assessed with a prospective ACE measure. B, The prevalence of health problems at 45 years in the Dunedin cohort, as assessed with a prospective ACE measure. C, The prevalence of health problems at 45 years in the Dunedin

cohort, as assessed with a retrospective ACE measure. The sample size as reported in the legend varies according to the health outcome (as reported fully in eTable 1 in the Supplement). Error bars indicate 95% CIs.

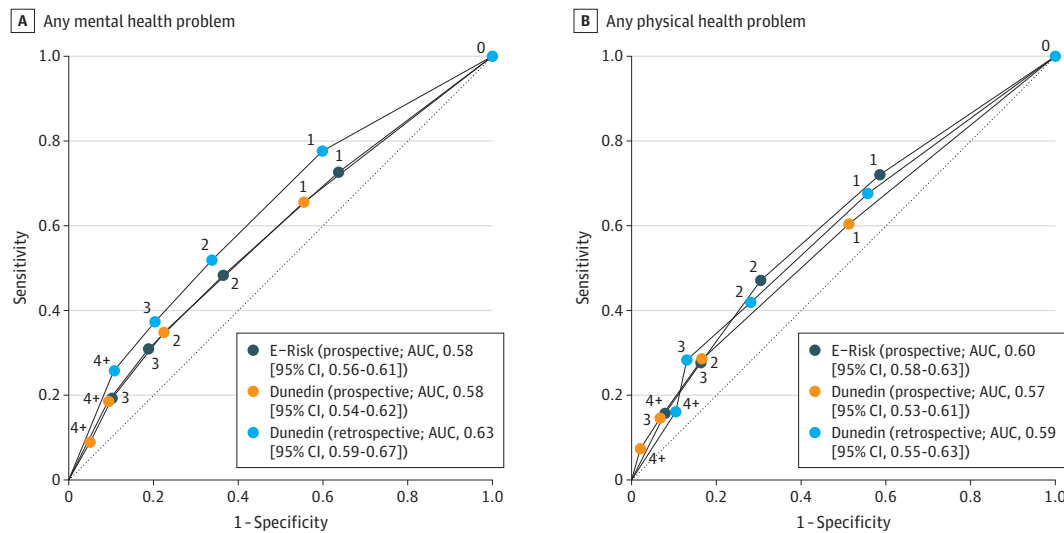
nation was most accurate for smoking (AUC, 0.65 [95% CI, 0.62-0.68]) and least accurate for asthma (AUC, 0.54 [95% CI, 0.50-0.57]) (eFigure 7A in the Supplement). Predictive accuracy was similar based on a cutoff of 4 or more ACEs (eTable 4A in the Supplement) and was not explained by familial clustering (eTable 5 in the Supplement).

Replication in the Dunedin Study

Forecasting

We next tested whether these findings replicated in an independent and older cohort with both prospective and retrospective ACE measures. Of 1037 Dunedin cohort participants, 918 (460 boys [50%]) were included in the analysis. In the

Figure 3. Predictive Accuracy for Health Problems Based on Adverse Childhood Experience (ACE) Scores in the Environmental Risk (E-Risk) Longitudinal Twin Study and Dunedin Multidisciplinary Health and Development Study Cohorts



A, Any mental health problem. B, Any physical health problem. The numbers on the lines indicate the number of ACEs. The lines display receiver operating characteristic curves with cutoffs for each ACE score. The dotted diagonal line indicates discrimination at chance level. Corresponding positive and negative

likelihood ratios for the prediction of individual health outcomes by ACE scores are presented in eTable 7 in the Supplement. AUC indicates area under the curve.

Dunedin Study, children who experienced more ACEs had greater risk of a mental health problem at 45 years (relative risk, 1.17 [95% CI, 1.08-1.27]; Table, model 1³⁶; Figure 2B). The risk generalized across several individual mental health problems (eFigure 4B and eTable 2B, model 1, in the Supplement). Children who experienced more ACEs also had greater risk of a physical health problem at 45 years (relative risk, 1.04 [95% CI, 1.01-1.07]; Table, model 1³⁶; Figure 2B), particularly obesity, inflammation, and smoking (eFigure 5B and eTable 3B, model 1, in the Supplement).

Incremental Prediction

After accounting for sex, family socioeconomic disadvantage, and history of health problems, children who experienced more ACEs still had higher risk of a later mental health problem (relative risk, 1.15 [95% CI, 1.06-1.25]; Table, model 5),³⁶ including several individual mental health problems (eTable 2B, model 5, in the Supplement). Independent of these clinically available risk factors, children who experienced more ACEs also had greater risk of a physical health problem (relative risk, 1.03 [95% CI, 1.00-1.06]; Table, model 5),³⁶ particularly obesity and smoking (eTable 3B, model 5, in the Supplement).

Discrimination

Prospectively ascertained ACE scores had very poor accuracy in predicting which children had a mental health problem at 45 years (AUC, 0.58 [95% CI, 0.54-0.62]; Figure 3A). Prediction was most accurate for ADHD (AUC, 0.62 [95% CI, 0.52-0.72]) and least accurate for self-harm (AUC, 0.54 [95% CI, 0.43-0.65]) (eFigure 6B in the Supplement). Prospectively ascertained ACE scores also showed very poor accuracy in pre-

dicting which children had a physical health problem at 45 years (AUC, 0.57 [95% CI, 0.53-0.61]; Figure 3B). Prediction was most accurate for smoking (AUC, 0.65 [95% CI, 0.61-0.69]) and least accurate for sleep problems (AUC, 0.52 [95% CI, 0.48-0.55]) (eFigure 7B in the Supplement). Findings were consistent based on a cutoff measure of 4 or more ACEs (eTable 4B in the Supplement).

Sensitivity Analyses With Retrospective Reports of ACEs in the Dunedin Study

To test whether screening adults retrospectively for ACEs could forecast later health problems, we replaced the prospective ACE measure with participants' retrospective reports of ACEs at 38 years. As previously reported,² agreement between prospective and retrospective measures was only moderate ($r = 0.47$; $\kappa = 0.31$).

Regarding forecasting, adults who retrospectively reported more ACEs at 38 years had greater risk of having mental and physical health problems at 45 years (Figure 2C; Table, model 1³⁶). The risk generalized across all mental health problems (eFigure 4C and eTable 2C, model 1, in the Supplement) and to obesity, sleep problems, and smoking (eFigure 5C and eTable 3C, model 1, in the Supplement). Regarding incremental prediction, adults who retrospectively reported more ACEs still had greater risk of a mental health problem and slightly higher risk of a physical health problem after accounting for risk factors measured at the time of ACE assessment (sex, socioeconomic disadvantage, and self-reported health at 38 years; Table, model 5).³⁶

Regarding discrimination, retrospectively ascertained ACE scores had poor accuracy in predicting which adults had a later mental health problem (AUC, 0.63 [95% CI, 0.59-0.67];

Figure 3A) or a physical health problem (AUC, 0.59 [95% CI, 0.55-0.63]; Figure 3B) at 45 years. For mental health, discrimination was most accurate for suicide attempt (AUC, 0.74 [95% CI, 0.60-0.88]) and least accurate for alcohol dependence (AUC, 0.56 [95% CI, 0.50-0.62]) (eFigure 6C in the Supplement). For physical health, discrimination was most accurate for smoking (AUC, 0.65 [95% CI, 0.60-0.69]) and least accurate for STDs (AUC, 0.51 [95% CI, 0.43-0.59]) (eFigure 7C in the Supplement). Predictive accuracy was similar based on a cutoff measure of 4 or more ACEs (eTable 4C in the Supplement).

Discussion

We examined the clinical utility of screening for ACEs for the prediction of poor health outcomes in 2 birth cohorts growing up 20 years and 20 000 km apart. Our findings support previous cross-sectional research showing an association between ACEs and health problems¹⁻³ and add novel insights.

First, to understand whether ACE scores could forecast future health problems, we capitalized on longitudinal prospective data in which ACEs were assessed before health outcomes. We found that individuals with higher ACE scores had, on average, elevated risk of later health problems, with each additional ACE forecasting 14% or more greater risk for mental health problems and 4% or more greater risk for physical health problems. These findings were consistent when health outcomes were assessed in adolescence (in E-Risk) and middle age (in Dunedin) despite the prevalence of such outcomes differing between the 2 time periods.

Second, to understand whether ACE screening could provide added value in predicting poor health, we tested whether ACE scores were associated with health problems above and beyond information typically available to clinicians (ie, sex, socioeconomic status, and history of health problems). We found that individuals with higher ACE scores had, on average, elevated risk of later health problems independent of other key risk factors.

Third, to understand whether ACE screening could accurately identify individuals at risk of poor health, we tested how well ACE scores discriminated between participants with or without later health problems. We observed low predictive accuracy, as the probability that a random individual with any mental or physical health problem had a higher ACE score than a random individual without a health problem was just above chance (AUCs ranging from 0.57 to 0.63). Although retrospective reports of ACEs predicted suicide attempts with fair accuracy (AUC, 0.74), predictive accuracy was generally poor when specific health problems were examined individually.

Fourth, because ACE screening is being recommended in both children and adults,^{10,11,14} we tested the predictive ability of ACE scores measured both prospectively in childhood and retrospectively in adulthood. Findings were consistent re-

gardless of the ACE measure used, which suggests that screening both children and adults for ACEs has limited ability to inform individual prediction of poor health outcomes.

Limitations

This research has limitations. First, the measures used to prospectively assess ACEs (repeated interviews, observations, and medical records) do not mirror the ACE screening methods used in clinical settings (ie, a single questionnaire). Nevertheless, findings based on our prospective ACE measures were consistent with those based on a single retrospective ACE assessment. Second, this study cannot inform about the predictive ability of ACE assessments more comprehensive than the ones in current use (eg, indexing frequency, timing, and duration of exposure, or spanning the whole adolescent period). Third, the discrimination accuracy estimates obtained (AUCs) are likely to be overoptimistic because they are based on models that provide the best fit for these data.³⁸ Fourth, these findings from 2 population-based cohorts from the UK and New Zealand may not generalize to other populations. However, we observed a similar prevalence of ACEs and strength of associations between ACEs and health outcomes as found elsewhere.^{1,3,39} Fifth, these findings do not inform about the effectiveness of screening for broader social determinants of health⁴⁰ or other traumas.⁴¹

Conclusions

Despite these limitations, our findings can inform policymakers and practitioners about the value of screening for ACEs in predicting health outcomes. On the one hand, high ACE scores can identify groups of individuals at heightened mean risk of poor health later in life, independent of other clinical risk factors and regardless of whether ACEs were measured prospectively in childhood or retrospectively in adulthood. Therefore, our findings provide further support that ACEs are robust risk factors for ill health and that prevention of ACEs⁴² might relieve a broad health burden in the population. ACE screening could help reduce the persistence of ACEs if effective interventions are available to protect children identified as exposed.

On the other hand, ACE scores alone do not accurately discriminate between individuals with or without health problems in later life. Many individuals with high ACE scores will not develop poor health outcomes, and most poor health outcomes in the population will be observed in those with low ACE scores, as these groups are more prevalent. Therefore, these findings caution against the deterministic use of ACE scores in disease prediction and clinical decision-making. However, more research is needed to establish whether ACE scores can be used alongside other clinically available information to accurately predict individual poor health outcomes.⁴³

ARTICLE INFORMATION

Accepted for Publication: August 10, 2020.

Published Online: January 25, 2021.
doi:10.1001/jamapediatrics.2020.5602

Open Access: This is an open access article distributed under the terms of the CC-BY License.
© 2021 Baldwin JR et al. *JAMA Pediatrics*.

Author Affiliations: Division of Psychology and Language Sciences, Department of Clinical, Educational and Health Psychology, University College London, London, United Kingdom (Baldwin); Social, Genetic and Developmental Psychiatry Centre, Institute of Psychiatry, Psychology and Neuroscience, King's College London, London, United Kingdom (Baldwin, Caspi, Meehan, Arseneault, Fisher, Matthews, Moffitt, Danese); Department of Psychology and Neuroscience, Duke University, Durham, North Carolina (Caspi, Harrington, Moffitt); PROMENTA, University of Oslo, Oslo, Norway (Caspi, Moffitt); Department of Psychiatry and Behavioral Sciences, Duke University, Durham, North Carolina (Caspi, Odgers, Moffitt); Institute of Psychiatry, King's College London, London, United Kingdom (Ambler); Economic and Social Research Council Centre for Society and Mental Health, King's College London, London, United Kingdom (Fisher); Department of Psychological Science, University of California, Irvine, Irvine (Odgers); Dunedin Multidisciplinary Health and Development Research Unit, Department of Psychology, University of Otago, Dunedin, New Zealand (Poulton, Ramrakha); Institute of Psychiatry, Psychology and Neuroscience, Department of Child and Adolescent Psychiatry, King's College London, London, United Kingdom (Danese); National and Specialist Child and Adolescent Mental Health Services Trauma, Anxiety, and Depression Clinic, South London and Maudsley National Health Service Foundation Trust, London, United Kingdom (Danese).

Author Contributions: Drs Baldwin and Danese had full access to all of the data in the study and take responsibility for the integrity of the data and the accuracy of the data analysis.

Concept and design: Baldwin, Arseneault, Poulton, Moffitt, Danese.

Acquisition, analysis, or interpretation of data: All authors.

Drafting of the manuscript: Baldwin, Meehan, Danese.

Critical revision of the manuscript for important intellectual content: Baldwin, Caspi, Ambler, Arseneault, Fisher, Harrington, Matthews, Odgers, Poulton, Ramrakha, Moffitt, Danese.

Statistical analysis: Baldwin, Ambler, Meehan, Danese.

Obtained funding: Caspi, Arseneault, Fisher, Poulton, Moffitt, Danese.

Administrative, technical, or material support: Ambler, Harrington, Matthews, Meehan, Odgers, Ramrakha, Danese.

Supervision: Poulton, Danese.

Conflict of Interest Disclosures: None reported.

Funding/Support: The Environmental Risk (E-Risk) Study is funded by grant G1002190 from the UK Medical Research Council. Additional support was provided by grant HD077482 from the US National Institute of Child Health and Human Development, the Jacobs Foundation, and a research grant from the National Society for Prevention of Cruelty to Children and Economic and Social Research Council (ESRC). The Dunedin Study was supported by grants AGO32282, AGO49789, and AGO28716 from the National Institute on Aging and grant MR/PO05918/1 from the UK Medical Research Council. The Dunedin Multidisciplinary Health and Development Research Unit was supported by the New Zealand Health Research Council and New

Zealand Ministry of Business, Innovation, and Employment. Dr Baldwin was supported by a Sir Henry Wellcome Postdoctoral fellowship (215917/Z/19/Z). Dr Fisher was supported by a British Academy Mid-Career Fellowship (MD/170005) and the ESRC Centre for Society and Mental Health at King's College London (ES/S012567/1). Dr Arseneault was supported by an ESRC Mental Health Leadership Fellowship. Dr Danese was funded by the National Institute for Health Research (NIHR) Biomedical Research Centre at South London and Maudsley National Health Service Foundation Trust and King's College London.

Role of the Funder/Sponsor: The funding sources had no role in the design and conduct of the study; collection, management, analysis, and interpretation of the data; preparation, review, or approval of the manuscript; and decision to submit the manuscript for publication.

Disclaimer: The views expressed are those of the authors and not necessarily those of the National Health Service, the NIHR, the Department of Health and Social Care, the ESRC, or King's College London.

Additional Contributions: We thank the study mothers and fathers, the twins, and the twins' teachers for their participation and the members of the Environmental Risk Longitudinal Twin Study team. We also thank the Dunedin Multidisciplinary Health and Development Study members, unit research staff, and Dunedin Multidisciplinary Health and Development Study founder, Phil Silva, PhD, University of Otago.

REFERENCES

- Felitti VJ, Anda RF, Nordenberg D, et al. Relationship of childhood abuse and household dysfunction to many of the leading causes of death in adults: the Adverse Childhood Experiences (ACE) Study. *Am J Prev Med*. 1998;14(4):245-258. doi:10.1016/S0749-3797(98)00017-8
- Reuben A, Moffitt TE, Caspi A, et al. Lest we forget: comparing retrospective and prospective assessments of adverse childhood experiences in the prediction of adult health. *J Child Psychol Psychiatry*. 2016;57(10):1103-1112. doi:10.1111/jcpp.12621
- Hughes K, Bellis MA, Hardcastle KA, et al. The effect of multiple adverse childhood experiences on health: a systematic review and meta-analysis. *Lancet Public Health*. 2017;2(8):e356-e366. doi:10.1016/S2468-2667(17)30118-4
- Bellis MA, Hughes K, Ford K, Ramos Rodriguez G, Sethi D, Passmore J. Life course health consequences and associated annual costs of adverse childhood experiences across Europe and North America: a systematic review and meta-analysis. *Lancet Public Health*. 2019;4(10):e517-e528. doi:10.1016/S2468-2667(19)30145-8
- Garner AS, Shonkoff JP, Siegel BS, et al; Committee on Psychosocial Aspects of Child and Family Health; Committee on Early Childhood, Adoption, and Dependent Care; Section on Developmental and Behavioral Pediatrics. Early childhood adversity, toxic stress, and the role of the pediatrician: translating developmental science into lifelong health. *Pediatrics*. 2012;129(1):e224-e231. doi:10.1542/peds.2011-2662
- Jones CM, Merrick MT, Houry DE. Identifying and preventing adverse childhood experiences: implications for clinical practice. *JAMA*. 2020;323(1):25-26. doi:10.1001/jama.2019.18499
- Mecklenburg County, North Carolina. Fiscal year 2020 recommended budget. Accessed April 15, 2020. <https://www.mecknc.gov/CountyManagersOffice/OMB/Documents/FY2020-Recommended-Budget.pdf>
- Center for Youth Wellness. Applying universal ACEs screening in the pediatric clinic. Accessed April 15, 2020. <https://centerforyouthwellness.org/advancing-clinical-practice/>
- Feder Ostrov B. 5 things to know as California starts screening children for toxic stress. *US News & World Report*. January 8, 2020. Accessed April 15, 2020. <https://www.usnews.com/news/best-states/articles/2020-01-08/5-things-to-know-as-california-starts-screening-children-for-toxic-stress>
- Centers for Disease Control and Prevention. *Behavioral Risk Factor Surveillance System Survey ACE Data, 2009-2014*. US Dept of Health and Human Services, Centers for Disease Control and Prevention; 2015.
- Larkin W. *Routine Enquiry About Adversity in Childhood*. Lancashire Care NHS Foundation Trust; 2016.
- Hardcastle KA, Bellis MA. Asking about adverse childhood experiences (ACEs) in health visiting: findings from a pilot study. Published January 2019. Accessed April 15, 2020. <https://rb.gy/l3vc9b>
- Public Health Scotland. Adverse childhood experiences (ACEs). Updated May 31, 2019. Accessed April 15, 2020. <http://www.healthscotland.scot/population-groups/children/adverse-childhood-experiences-aces/should-services-ask-about-aces>
- Purewal SK, Bucci M, Gutiérrez Wang L, et al. Screening for adverse childhood experiences (ACEs) in an integrated pediatric care model. *Zero to Three*. 2016;36(3):10-17. Accessed December 17, 2020. <https://dk-media.s3.amazonaws.com/media/11q96/downloads/299688/2016-01-ztt-journal-s.pdf#page=12%20?>
- Underwood E. Screen for childhood trauma triggers debate. *Science*. 2020;367(6477):498. doi:10.1126/science.367.6477.498
- Finkelhor D. Screening for adverse childhood experiences (ACEs): cautions and suggestions. *Child Abuse Negl*. 2018;85:174-179. doi:10.1016/j.chiabu.2017.07.016
- Racine N, Killam T, Madigan S. Trauma-informed care as a universal precaution: beyond the Adverse Childhood Experiences questionnaire. *JAMA Pediatr*. 2019;174(1):1-2. doi:10.1001/jamapediatrics.2019.3866
- Anda RF, Porter LE, Brown DW. Inside the Adverse Childhood Experience score: strengths, limitations, and misapplications. *Am J Prev Med*. 2020;59(2):293-295. doi:10.1016/j.amepre.2020.01.009
- Lacey RE, Minnis H. Practitioner review: twenty years of research with Adverse Childhood Experience scores—advantages, disadvantages and applications to practice. *J Child Psychol Psychiatry*. 2020;61(2):116-130 2019. doi:10.1111/jcpp.13135
- Kelly-Irving M, Lepage B, Dedieu D, et al. Childhood adversity as a risk for cancer: findings from the 1958 British birth cohort study. *BMC Public Health*. 2013;13(1):767. doi:10.1186/1471-2458-13-767

21. Chen M, Lacey RE. Adverse childhood experiences and adult inflammation: findings from the 1958 British birth cohort. *Brain Behav Immun*. 2018;69:582-590. doi:10.1016/j.bbi.2018.02.007
22. Iob E, Lacey R, Steptoe A. The long-term association of adverse childhood experiences with C-reactive protein and hair cortisol: cumulative risk versus dimensions of adversity. *Brain Behav Immun*. 2020;87:318-328. doi:10.1016/j.bbi.2019.12.019
23. Monroe SM. Modern approaches to conceptualizing and measuring human life stress. *Annu Rev Clin Psychol*. 2008;4:33-52. doi:10.1146/annurev.clinpsy.4.022007.141207
24. Widom CS, Raphael KG, DuMont KA. The case for prospective longitudinal studies in child maltreatment research: commentary on Dube, Williamson, Thompson, Felitti, and Anda (2004). *Child Abuse Negl*. 2004;28(7):715-722. doi:10.1016/j.chiabu.2004.03.009
25. Danese A. Annual research review: rethinking childhood trauma—new research directions for measurement, study design and analytical strategies. *J Child Psychol Psychiatry*. 2020;61(3):236-250. doi:10.1111/jcpp.13160
26. Baldwin JR, Reuben A, Newbury JB, Danese A. Agreement between prospective and retrospective measures of childhood maltreatment: a systematic review and meta-analysis. *JAMA Psychiatry*. 2019;76(6):584-593. doi:10.1001/jamapsychiatry.2019.0097
27. Newbury JB, Arseneault L, Moffitt TE, et al. Measuring childhood maltreatment to predict early-adult psychopathology: comparison of prospective informant-reports and retrospective self-reports. *J Psychiatr Res*. 2018;96:57-64. doi:10.1016/j.jpsychires.2017.09.020
28. Dunedin & E-Risk research projects. Accessed December 7, 2020. https://sites.google.com/site/moffittcaspi/projects/home/approved_2018/baldwinj.2018a
29. R. *A Language and Environment for Statistical Computing*. R Foundation for Statistical Computing; 2019.
30. Center for Open Science. Population vs individual prediction of poor health from ACEs screening. Published April 25, 2020. Accessed December 10, 2020. <https://osf.io/6em2k/>
31. Moffitt TE; E-Risk Study Team. Teen-aged mothers in contemporary Britain. *J Child Psychol Psychiatry*. 2002;43(6):727-742. doi:10.1111/1469-7610.00082
32. Beckley AL, Caspi A, Arseneault L, et al. The developmental nature of the victim-offender overlap. *J Dev Life Course Criminol*. 2018;4(1):24-49. doi:10.1007/s40865-017-0068-3
33. Poulton R, Moffitt TE, Silva PA. The Dunedin Multidisciplinary Health and Development Study: overview of the first 40 years, with an eye to the future. *Soc Psychiatry Psychiatr Epidemiol*. 2015;50(5):679-693. doi:10.1007/s00127-015-1048-8
34. Bernstein D, Fink L. *CTQ: Childhood Trauma Questionnaire: A Retrospective Self-report*. Psychological Corp; 1998.
35. Milne BJ, Caspi A, Harrington H, Poulton R, Rutter M, Moffitt TE. Predictive value of family history on severity of illness: the case for depression, anxiety, alcohol dependence, and drug dependence. *Arch Gen Psychiatry*. 2009;66(7):738-747. doi:10.1001/archgenpsychiatry.2009.55
36. Carter RE, Lipsitz SR, Tilley BC. Quasi-likelihood estimation for relative risk regression models. *Biostatistics*. 2005;6(1):39-44. doi:10.1093/biostatistics/kxh016
37. Safari S, Baratloo A, Elfil M, Negida A. Evidence based emergency medicine, part 5: receiver operating curve and area under the curve. *Emerg (Tehran)*. 2016;4(2):111-113.
38. Smith GC, Seaman SR, Wood AM, Royston P, White IR. Correcting for optimistic prediction in small data sets. *Am J Epidemiol*. 2014;180(3):318-324. doi:10.1093/aje/kwu140
39. Houtepen LC, Heron J, Suderman MJ, Tilling K, Howe LD. Adverse childhood experiences in the children of the Avon Longitudinal Study of Parents and Children (ALSPAC). *Wellcome Open Res*. 2018;3(106):106. doi:10.12688/wellcomeopenres.14716.1
40. Davidson KW, McGinn T. Screening for social determinants of health: the known and unknown. *JAMA*. 2019;322(11):1037-1038. doi:10.1001/jama.2019.10915
41. Skar AS, Ormhaug SM, Jensen TK. Reported levels of upset in youth after routine trauma screening at mental health clinics. *JAMA Netw Open*. 2019;2(5):e194003. doi:10.1001/jamanetworkopen.2019.4003
42. Centers for Disease Control and Prevention. Preventing adverse childhood experiences (ACEs): leveraging the best available evidence. Published 2019. Accessed July 17, 2020. <https://www.cdc.gov/violenceprevention/pdf/preventingACES.pdf>
43. Meehan AJ, Latham RM, Arseneault L, Stahl D, Fisher HL, Danese A. Developing an individualized risk calculator for psychopathology among young people victimized during childhood: a population-representative cohort study. *J Affect Disord*. 2020;262:90-98. doi:10.1016/j.jad.2019.10.034