



King's Research Portal

DOI:

[10.1103/PhysRevB.95.165440](https://doi.org/10.1103/PhysRevB.95.165440)

Document Version

Early version, also known as pre-print

[Link to publication record in King's Research Portal](#)

Citation for published version (APA):

Ridley, M., MacKinnon, A., & Kantorovich, L. (2017). Partition-free theory of time-dependent current correlations in nanojunctions in response to an arbitrary time-dependent bias. *Physical Review B*, 95(16), [165440].
<https://doi.org/10.1103/PhysRevB.95.165440>

Citing this paper

Please note that where the full-text provided on King's Research Portal is the Author Accepted Manuscript or Post-Print version this may differ from the final Published version. If citing, it is advised that you check and use the publisher's definitive version for pagination, volume/issue, and date of publication details. And where the final published version is provided on the Research Portal, if citing you are again advised to check the publisher's website for any subsequent corrections.

General rights

Copyright and moral rights for the publications made accessible in the Research Portal are retained by the authors and/or other copyright owners and it is a condition of accessing publications that users recognize and abide by the legal requirements associated with these rights.

- Users may download and print one copy of any publication from the Research Portal for the purpose of private study or research.
- You may not further distribute the material or use it for any profit-making activity or commercial gain
- You may freely distribute the URL identifying the publication in the Research Portal

Take down policy

If you believe that this document breaches copyright please contact librarypure@kcl.ac.uk providing details, and we will remove access to the work immediately and investigate your claim.

Partition-free theory of time-dependent current correlations in nanojunctions in response to an arbitrary time-dependent bias

Michael Ridley¹, Angus MacKinnon¹, Lev Kantorovich²

November 23, 2016

¹Department of Physics, The Blackett Laboratory, Imperial College London, South Kensington Campus, London SW7 2AZ, United Kingdom

²Department of Physics, King's College London, Strand, London, WC2R 2LS, United Kingdom

Abstract

Working within the Nonequilibrium Green's Function (NEGF) formalism, a formula for the two-time current correlation function is derived for the case of transport through a nanojunction in response to an arbitrary time-dependent bias. The one-particle Hamiltonian and the Wide Band Limit Approximation (WBLA) are assumed, enabling us to extract all necessary Green's functions and self energies for the system, extending the analytic work presented previously [Ridley *et al.* Phys. Rev. B (2015)]. We show that our new expression for the two-time correlation function generalises the Büttiker theory of shot and thermal noise on the current through a nanojunction to the time-dependent bias case including the transient regime following the switch-on. Transient terms in the correlation function arise from an initial state that does not assume (as is usually done) that the system is initially uncoupled, i.e. our approach is partition-free. We show that when the bias loses its time-dependence, the long time-limit of the current correlation function depends on the time difference only, as in this case an ideal steady state is reached. This enables derivation of known results for the single frequency power spectrum and for the zero frequency limit of this power spectrum. In addition, we present a technique which for the first time facilitates fast calculations of the transient quantum noise, valid for arbitrary temperature, time and voltage scales. We apply this to the quantum dot and molecular wire systems for both DC and AC biases, and find a novel signature of the traversal time for electrons crossing the wire in the time-dependent cross-lead current correlations.

Introduction

Electronic circuit components with nanoscale dimensions can now be fabricated and tuned to form active circuit components [1]. In addition to the speed-up in processing power that arises from sub-micrometre size [2], molecular junctions also enable a massive speedup in device operation due to THz intramolecular transport processes and fast electron traversal time [3]. Subsequent to the initial proposal of molecular rectification in 1974 [4], chemical fabrication techniques have led to the realization of many interesting devices, including molecular wires [5, 6], single-electron transistors [7], frequency doublers and detectors [8, 9] and switches for fast memory storage [10, 11]. In addition, conductance properties of nanostructures subjected to strong time-dependent external fields have been the subject of intense experimental research. This research includes work on photon assisted tunneling [12, 13] and transport through AC biased carbon-based nanostructures in the GHz-THz regime [14, 15, 16, 17].

In contrast to classical electronics, the time-dependent current in molecular structures may undergo fluctuations that have a comparable magnitude to the current signal itself, so that a theory of time-dependent fluctuations is essential for the design and control of these devices [18]. Moreover, time-dependent current-current correlations and their associated frequency-dependent noise spectra contain information which is not present in the first moment of the current [19]. This includes deviation from classical behaviour in the Fano factor due to Pauli repulsion [20, 21], detection of fractional charges for quantum Hall quasiparticles [22] and the determination of transmission probabilities [23]. When the external field driving the transport process depends upon time, the transient current correlations provide information on intramolecular 'circular' currents that cannot be studied using the current alone [24]. Recent measurements of shot noise in graphene irradiated by THz fields showed an enhancement of the shot noise due to the excitation of electron-hole pairs in the sample [25].

In general, nanoelectronic devices possess noise spectra which are nonlinear functions of frequency. When in equilibrium, there are two regimes, namely the low ω regime, in which Johnson-Nyquist noise is evident [26, 27], and the high ω scenario in which zero-point fluctuations dominate [28]. When a bias is applied to the system, one observes in addition the shot noise, which results from the discreteness of electronic charge and the Pauli exclusion principle. At high frequencies, it was shown that the correct noise spectra is an asymmetric function of the frequency due to the dominance of zero-point photon fluctuations there [28, 29]. Distinct negative and positive frequency components of the current noise due to quasiparticle tunneling across a Josephson junction have been measured experimentally [30], and may be physically interpreted in terms of the transfer of

energy quanta during the corresponding absorption and emission processes [31]. In the theoretical literature, both symmetric [32, 33, 34, 35] and asymmetric [36, 37, 38] noise spectra have been classified and studied.

The Landauer-Büttiker (LB) theory of shot and thermal noise represents a significant milestone in the development of the theory of current fluctuations in nanoscale systems [39, 33, 34, 40, 19]. Originally, it was developed within a scattering matrix approach to coherent quantum transport, wherein one typically considers a molecular junction as a subsystem coupled to macroscopic leads, which act as heat and particle reservoirs. Electrons in the leads are treated as independent plane waves, populated according to the Fermi distribution function, and propagated onto the molecule, where they scatter. Experiments have demonstrated a good agreement between experiment and the noise spectra obtained from the scattering theory for both the low-frequency noise [41, 42] and for power spectra that depend upon the frequency of the measurement device [43, 28, 44]. In these studies the scattering potential is chosen to be static, but time-dependent scattering formalisms have been developed which enable the calculation of current and current noise in response to an AC potential in the leads [45, 46, 47], in both the adiabatic [45] and non-adiabatic [48, 49] regimes. These approaches make use of the Floquet theorem, as do master equation approaches, which expand scattering states into a harmonic series [50, 35], generating functional approaches to the full counting statistics (FCS) [51] and reduced density matrix methods that make a perturbative expansion in the lead-molecule coupling [52]. The noise response to an AC field has been shown to carry information on the production of electron-hole pairs that does not appear in the noise response to a DC bias [53]. Moreover these electron-hole pairs are correlated and able to propagate through the molecular junction into separate terminals [54, 55]. In a generating functional approach to the full counting statistics of an AC-driven system, it was proven that a periodic Lorentzian voltage signal with quantized flux minimized the noise, i.e. it was reduced to the DC level [56, 57]. In recent experiments, these quantized voltage pulses, known as *levitons*, have been experimentally realized [58] and approximated by a biharmonic driving field [59]. Even given the restriction of periodic time-dependence, one can study a rich range of phenomena, such as photon-assisted tunneling (PAT) [60, 54, 35, 61], quantum pumping [62, 63], and the interplay of an external driving field parameters with Fabry-Pérot conductance oscillations in graphene nanoribbon (GNR) and carbon nanotube (CNT) systems [64].

The Nonequilibrium Green's Function (NEGF) or Keldysh method for the calculation of dynamical quantum statistical averages can be used to re-express time-dependent transmission functions, currents and particle populations in terms of products of self-energies and Green's Functions [65, 66, 67, 68]. The equivalence of this picture to the Landauer-Büttiker theory in the noninteracting case is well known [69, 70], but it can also be extended to perturbative calculations of noise in systems with a Coulombic interaction [71, 63]. Crucially for the present work, it involves the propagation of Green's Function along a complex time contour that means the effects of the equilibrium preparation of the system are automatically taken into account in the dynamics resulting from the switch-on of a bias in the leads [68].

Many calculations of the time-dependent response of a nanojunction to the switch-on of a bias across the junction make use of the *partitioned* approach, in which the leads and molecule are completely decoupled prior to the switch on time t_0 , and suddenly coupled simultaneously with the addition of a time-dependent bias to the leads at t_0 [72, 73, 74, 75]. Partitioned approaches often involve relegation of t_0 to the distant past, because in noninteracting systems the Memory-loss Theorem [76] guarantees that the initial condition does not affect the long-time dynamics. However, transient dynamics was also studied within a partitioned approach following an artificial quench that instantaneously couples the molecule to the leads, as was recently done for phononic transport [77] (assuming that such an experiment can be done in practice). In the *partition-free* framework, one includes a coupling between the leads and molecule in the equilibrium Hamiltonian which describes the preparation of the system prior to the switch-on. Partition-free approaches to quantum transport have been implemented within NEGF [78, 76] and master equation [79] approaches. Recent calculations of transient noise characteristics have made use of the partitioned approach [80, 63, 81] and there are currently no published calculations of the transient current noise arising from a partition-free switch on process.

In recent years, partition-free generalizations of the LB formula for the current and particle number response to the switch-on of a static bias have been derived [82, 83, 68, 84]. This formalism makes use of the wide-band limit approximation (WBLA), and enables fast calculation of the transport characteristics of realistic systems at very low computational cost compared with other time-dependent schemes [84, 85, 86]. It was then extended by the present authors to the current response to an arbitrary time-dependent bias [87], and a practical scheme for implementation of this formula based upon the replacement of all frequency integrals with special functions was then developed [88, 89]. In the static bias partition-free switch-on approach pioneered in Refs. [83, 68, 84], an analytic result for the *equal time* lesser Green's function $\mathbf{G}^<(t, t)$ was derived, from which the particle number in the molecular region and current in the leads can be derived. However, to calculate current-current correlations one needs an expression for the lesser Green's function in the two-time plane, $\mathbf{G}^<(t_1, t_2)$, and the formalism presented in Refs. [87, 88, 90] does this for the arbitrarily time-dependent bias. The ability to deal with arbitrary time-dependence enables us to study a wider class of switch-on problems, including those in which the bias is stochastic in time [90]. In the present work, we will extend our NEGF method further in order to develop an exact formalism enabling the study of transient current correlations resulting from an *arbitrary* time dependent bias in the leads. This method does not involve any assumption of adiabaticity or weak lead-molecule coupling, and neither is there any limitation on the kind of time-dependence which can be studied. This will be useful within the field of fast noise calculations for real molecular junctions driven by ultrafast pulses [3, 91, 24], and to new physics arising from the time-resolved nanoelectronic response to these pulses that includes the effects of the initial coupling.

The paper is organized as follows. In Section 2 we introduce the partition-free time-dependent NEGF formalism developed in Refs. [87, 88, 90], and show how to obtain generic formulas for the two-time current correlation function within the WBLA. In Section 3 expressions are derived for the long-time and static bias approximations in the frequency domain, thereby confirming

that our formalism agrees with other published work. In Section 4 we present the results of numerical calculations of the two-time current-correlations in a two-terminal nanojunction, based upon a fast algorithm that is based on an expansion of the Fermi function with subsequent analytic removal of all frequency integrals. We calculate the time-dependent cross-correlations for single-site quantum dots and extended molecular wires of different sizes. We identify finite-size effects in the transient current cross-correlations which cannot be observed in single level systems. In particular, by studying the competition between wire length, end-site coupling and internal coupling on the molecule, we show that a resonant signature of the time taken for electronic information to cross the system can be seen in both the transient and steady state cross-lead correlations.

2 Partition-free Correlation Function

2.1 Time-dependent NEGF

In quantum transport processes, one is typically concerned with the time-dependent electronic response through a junction at measurement time t to the switch-on of a bias at some initial time t_0 , which drives the system away from equilibrium. The equations of motion for quantum statistical averages are evolved along a complex time contour, consisting of an upper branch C_- running from $t_0 + i0$ to $t + i0$, then along a lower branch C_+ running back from $t - i0$ to $t_0 - i0$, and finally along the imaginary time branch C_M from $t_0 - i0$ to $t_0 - i\beta$, where $\beta \equiv 1/k_B T$ (it is adopted that $\hbar = 1$ in the following). Real times on the horizontal branches correspond to the nonequilibrium system, whereas on the vertical branch the equilibrium system is represented. The Hamiltonian we will use is formally identical to the one studied in Ref. [90] and is parametrized by the variable z which denotes the contour ‘time’ variable specifying positions on the Konstantinov-Perel’ contour $\gamma \equiv C_- \oplus C_+ \oplus C_M$:

$$\hat{H}(t) = \sum_{k\alpha} \varepsilon_{k\alpha}(z) \hat{d}_{k\alpha}^\dagger \hat{d}_{k\alpha} + \sum_{mn} H_{mn}(z) \hat{d}_m^\dagger \hat{d}_n + \sum_{m,k\alpha} \left[T_{mk\alpha}(z) \hat{d}_m^\dagger \hat{d}_{k\alpha} + T_{k\alpha m}(z) \hat{d}_{k\alpha}^\dagger \hat{d}_m \right] \quad (2.1)$$

Here, $\hat{d}_{k\alpha}$, \hat{d}_m and $\hat{d}_{k\alpha}^\dagger$, \hat{d}_m^\dagger are annihilation and creation operators of leads and central system electronic states, where for simplicity spin degrees of freedom are neglected. The first term is a Hamiltonian of the lead states k belonging to each lead α , the second is the Hamiltonian of the molecule sandwiched between the leads, describing hopping within the molecular structure, and the third term describes the coupling of the molecule to the leads. We collect elements of this Hamiltonian into a matrix consisting of ‘blocks’ corresponding to each of the physical subsystems it describes. For example the $\alpha - C$ ‘block’ is the matrix $\mathbf{h}_{\alpha C}(z)$ with elements $V_{k\alpha,m}(z)$:

$$\mathbf{h}(z) = \begin{pmatrix} \mathbf{h}_{11}(z) & 0 & \cdots & \mathbf{h}_{1C}(z) \\ 0 & \mathbf{h}_{22}(z) & \cdots & \mathbf{h}_{2C}(z) \\ \vdots & \vdots & \ddots & \vdots \\ \mathbf{h}_{C1}(z) & \mathbf{h}_{C2}(z) & \cdots & \mathbf{h}_{CC}(z) \end{pmatrix} \quad (2.2)$$

In the molecular basis, we also define the i, j -th component of the one-particle Green’s function on the Konstantinov-Perel’ contour:

$$G_{ij}(z_1, z_2) = -i \frac{\text{Tr} \left[e^{-\beta \hat{H}^M} \hat{T}_\gamma \left[\hat{d}_{i,H}(z_1) \hat{d}_{j,H}^\dagger(z_2) \right] \right]}{\text{Tr} \left[e^{-\beta \hat{H}^M} \right]} \quad (2.3)$$

The elements G_{ij} of the Green’s function form a matrix \mathbf{G} defined on the whole space of orbitals of all leads and the central region; correspondingly, one can introduce diagonal, \mathbf{G}_{CC} and $\mathbf{G}_{\alpha\alpha}$, as well as non-diagonal, $\mathbf{G}_{C\alpha}$, $\mathbf{G}_{\alpha C}$ and $\mathbf{G}_{\alpha\alpha'}$, blocks of this matrix:

$$\mathbf{G}(z_1, z_2) = \begin{pmatrix} \mathbf{G}_{11}(z_1, z_2) & \mathbf{G}_{12}(z_1, z_2) & \cdots & \mathbf{G}_{1C}(z_1, z_2) \\ \mathbf{G}_{21}(z_1, z_2) & \mathbf{G}_{22}(z_1, z_2) & \cdots & \mathbf{G}_{2C}(z_1, z_2) \\ \vdots & \vdots & \ddots & \vdots \\ \mathbf{G}_{C1}(z_1, z_2) & \mathbf{G}_{C2}(z_1, z_2) & \cdots & \mathbf{G}_{CC}(z_1, z_2) \end{pmatrix} \quad (2.4)$$

The Green’s function \mathbf{G}_{CC} for the central region is obtained by projecting the general equation of motion onto the CC matrix block:

$$\left[i \frac{d}{dz_1} - \mathbf{h}_{CC}(z_1) \right] \mathbf{G}_{CC}(z_1, z_2) = \mathbf{1}_{CC} \delta(z_1, z_2) + \int_\gamma d\bar{z} \mathbf{\Sigma}_{CC}(z_1, \bar{z}) \mathbf{G}_{CC}(\bar{z}, z_2) \quad (2.5)$$

where $\mathbf{1}_{CC}$ is the unit matrix in the C subspace, and

$$\mathbf{\Sigma}_{CC}(z_1, z_2) = \sum_\alpha \mathbf{h}_{C\alpha}(z_1) \mathbf{g}_{\alpha\alpha}(z_1, z_2) \mathbf{h}_{\alpha C}(z_2) \quad (2.6)$$

is the matrix of the embedding self-energy, where $\mathbf{g}_{\alpha\alpha}(z_1, z_2)$ is the isolated lead Green's function, whose evolution is governed solely by the $\alpha\alpha$ block of the Hamiltonian matrix, Eq. (2.2). The non-diagonal matrix blocks of the Green's function are given by Eqs. (A.1) and (A.2) in Appendix (A). The blocks in Eq. (2.4) can then be further subdivided into subspaces defined by regions of the complex time plane. For example, the 'left' Green's function \mathbf{G}^{\leftarrow} is obtained by choosing $z_1 \in C_M$ and $z_2 \in C_{\mp}$, and one can obtain its equation of motion using the Langreth rules [92, 93]:

$$\mathbf{G}_{CC}^{\leftarrow}(\tau_1, t_2) \left[-i \frac{\overleftarrow{d}}{dt_2} - \mathbf{h}_{CC}(t_2) \right] = [\mathbf{G}_{CC}^{\leftarrow} \cdot \boldsymbol{\Sigma}_{CC}^a + \mathbf{G}_{CC}^M \star \boldsymbol{\Sigma}_{CC}^{\leftarrow}]_{(\tau_1, t_2)} \quad (2.7)$$

where the differential operator in the left hand side acts on the left. One also defines the 'right' Green's function \mathbf{G}^{\rightarrow} by choosing $z_1 \in C_{\mp}$ and $z_2 \in C_M$, the 'lesser' and 'greater' Green's functions \mathbf{G}^{\lessgtr} with, e.g., $z_1 \in C_{-}$, $z_2 \in C_{+}$ and $z_1 \in C_{+}$, $z_2 \in C_{-}$, respectively, and the Matsubara Green's function \mathbf{G}^M with $z_1, z_2 \in C_M$. In addition, 'retarded' and 'advanced' Green's functions are stipulated with a definite real-time ordering:

$$\mathbf{G}^r(t_1, t_2) = \theta(t_1, t_2) [\mathbf{G}^>(t_1, t_2) - \mathbf{G}^<(t_1, t_2)] \quad (2.8)$$

$$\mathbf{G}^a(t_1, t_2) = -\theta(t_2, t_1) [\mathbf{G}^>(t_1, t_2) - \mathbf{G}^<(t_1, t_2)] \quad (2.9)$$

The equations obtained by projecting Eq. (2.5) and its complex conjugate onto these subregions of the complex time plane are known as the Kadanoff-Baym equations, see, e.g., Ref. [68].

2.2 Generalized Expression from Wick's Theorem

The current in lead α can be obtained as the thermal average of the time derivative of the average charge in that lead, $I_{\alpha}(t) \equiv q \left\langle \frac{d\hat{N}_{\alpha}(t)}{dt} \right\rangle$ (where the spin-degenerate particle number is $\hat{N}_{\alpha} = 2 \sum_k \hat{d}_{k\alpha}^{\dagger} \hat{d}_{k\alpha}$). In all numerical calculations that follow, the electron charge will be set to $q = -1$. Given the noninteracting Hamiltonian in Eq. (2.1), the current operator has the form:

$$\hat{I}_{\alpha}(t) = 2iq \sum_{k,m} \left[T_{mk\alpha} \hat{d}_m^{\dagger}(t) \hat{d}_{k\alpha}(t) - T_{mk\alpha}^* \hat{d}_{k\alpha}^{\dagger}(t) \hat{d}_m(t) \right] \quad (2.10)$$

We define the current deviation operator with a mean value of zero:

$$\Delta \hat{I}_{\alpha}(t) = 2iq \sum_{k,m} \left[T_{mk\alpha}(t) \left(\hat{d}_m^{\dagger}(t) \hat{d}_{k\alpha}(t) - \left\langle \hat{d}_m^{\dagger}(t) \hat{d}_{k\alpha}(t) \right\rangle \right) - T_{mk\alpha}^*(t) \left(\hat{d}_{k\alpha}^{\dagger}(t) \hat{d}_m(t) - \left\langle \hat{d}_{k\alpha}^{\dagger}(t) \hat{d}_m(t) \right\rangle \right) \right] \quad (2.11)$$

The two-time current correlator between leads α and β is defined as:

$$C_{\alpha\beta}(t_1, t_2) \equiv \left\langle \Delta \hat{I}_{\alpha}(t_1) \Delta \hat{I}_{\beta}(t_2) \right\rangle \quad (2.12)$$

This correlator obviously satisfies the symmetry property:

$$C_{\alpha\beta}(t_1, t_2)^* = C_{\beta\alpha}(t_2, t_1) \quad (2.13)$$

Since $\Delta \hat{I}_{\alpha}(t_1)$ and $\Delta \hat{I}_{\beta}(t_2)$ do not commute in general, $C_{\alpha\beta}(t_1, t_2)$ is not guaranteed to be real and so in several studies the symmetrized correlation function is preferred [33, 34]:

$$P_{\alpha\beta}(t_1, t_2) \equiv \frac{1}{2} \left\langle \Delta \hat{I}_{\alpha}(t_1) \Delta \hat{I}_{\beta}(t_2) + \Delta \hat{I}_{\beta}(t_2) \Delta \hat{I}_{\alpha}(t_1) \right\rangle = \text{Re} [C_{\alpha\beta}(t_1, t_2)] \quad (2.14)$$

Since $P_{\alpha\beta}(t_1, t_2)$ is just the real part of $C_{\alpha\beta}(t_1, t_2)$, knowledge of the latter object is sufficient for a full characterization of the symmetric noise properties of the junction. The lack of two-particle interactions in the Hamiltonian (2.1) means we can simplify the non-symmetrized correlator using Wick's Theorem, which is valid for a noninteracting Hamiltonian with arbitrary time-dependence [68]:

$$\begin{aligned} C_{\alpha\beta}(t_1, t_2) &= -4q^2 \sum_{k,k',m,m'} \left[T_{mk\alpha}(t_1) T_{m'k'\beta}(t_2) \left\langle \hat{d}_m^{\dagger}(t_1) \hat{d}_{k'\beta}(t_2) \right\rangle \left\langle \hat{d}_{k\alpha}(t_1) \hat{d}_{m'}^{\dagger}(t_2) \right\rangle \right. \\ &\quad - T_{mk\alpha}(t_1) T_{m'k'\beta}^*(t_2) \left\langle \hat{d}_m^{\dagger}(t_1) \hat{d}_{m'}(t_2) \right\rangle \left\langle \hat{d}_{k\alpha}(t_1) \hat{d}_{k'\beta}^{\dagger}(t_2) \right\rangle \\ &\quad \left. - T_{mk\alpha}^*(t_1) T_{m'k'\beta}(t_2) \left\langle \hat{d}_{k\alpha}^{\dagger}(t_1) \hat{d}_{k'\beta}(t_2) \right\rangle \left\langle \hat{d}_m(t_1) \hat{d}_{m'}^{\dagger}(t_2) \right\rangle \right] \end{aligned}$$

$$+T_{mk\alpha}^*(t_1) - T_{m'k'\beta}^*(t_2) \left\langle \hat{d}_{k\alpha}^\dagger(t_1) \hat{d}_{m'}(t_2) \right\rangle \left\langle \hat{d}_m(t_1) \hat{d}_{k'\beta}^\dagger(t_2) \right\rangle \quad (2.15)$$

One identifies the following Green's functions in this expression:

$$[\mathbf{G}_{AB}^>(t_1, t_2)]_{kk'} = -i \left\langle \hat{d}_{kA}(t_1) \hat{d}_{k'B}^\dagger(t_2) \right\rangle \quad (2.16)$$

$$[\mathbf{G}_{AB}^<(t_1, t_2)]_{kk'} = i \left\langle \hat{d}_{k'B}^\dagger(t_2) \hat{d}_{kA}(t_1) \right\rangle \quad (2.17)$$

where A and B correspond to either the lead or central molecule regions. It is then possible to rewrite Eq. (2.14) in the compact analytic form:

$$C_{\alpha\beta}(t_1, t_2) = -4q^2 \text{Tr}_C \left[\mathbf{h}_{C\alpha}(t_1) \mathbf{G}_{\alpha C}^>(t_1, t_2) \mathbf{h}_{C\beta}(t_2) \mathbf{G}_{\beta C}^<(t_2, t_1) - \mathbf{h}_{C\alpha}(t_1) \mathbf{G}_{\alpha\beta}^>(t_1, t_2) \mathbf{h}_{\beta C}(t_2) \mathbf{G}_{CC}^<(t_2, t_1) \right. \\ \left. - \mathbf{G}_{CC}^>(t_1, t_2) \mathbf{h}_{C\beta}(t_2) \mathbf{G}_{\beta\alpha}^<(t_2, t_1) \mathbf{h}_{\alpha C}(t_1) + \mathbf{G}_{\beta\beta}^>(t_1, t_2) \mathbf{h}_{\beta C}(t_2) \mathbf{G}_{C\alpha}^<(t_2, t_1) \mathbf{h}_{\alpha C}(t_1) \right] \quad (2.18)$$

The expression (2.18) is structurally identical to current correlation functions in Refs. [81, 24], but we emphasize that here the two time Green's functions appearing in Eq. (2.18) evolve in response to the switch-on of an arbitrary time-dependent bias in the partition-free approach, i.e. they contain convolution integrals taken along the vertical part of the Konstantinov-Perel' contour as well. Notice that, in addition to correlation functions describing particle hopping events between the leads and the molecule, Eq. (2.18) also contains information on lead-lead hopping events and on 'circular' [24] currents involving electronic transport processes within the molecular structure. In some work on the time-dependent noise, the two-time correlator was given as a function of a single time [80], but we emphasize that we need to solve the Kadanoff-Baym equations for all Green's functions 'blocks' in Eq. (2.4) in the two-time plane for a complete picture of current fluctuations. We present the main steps of this derivation in Appendix A, and the derived Green's functions are inserted into Eq. (2.18), resulting in a sum of terms involving only self-energy components and components of the CC region Green's function:

$$C_{\alpha\beta}(t_1, t_2) = 4q^2 \text{Tr}_C \left[(\Sigma_\alpha^>(t_1, t_2) \delta_{\alpha\beta} + ((\Sigma_\alpha^> \cdot \mathbf{G}_{CC}^a + \Sigma_\alpha^r \cdot \mathbf{G}_{CC}^> + \Sigma_\alpha^\top \star \mathbf{G}_{CC}^r) \cdot \Sigma_\beta^a \right. \\ \left. + \Sigma_\alpha^r \cdot (\mathbf{G}_{CC}^r \cdot \Sigma_\beta^> + \mathbf{G}_{CC}^\top \star \Sigma_\beta^r))_{(t_1^+, t_2^-)} \right) \cdot \mathbf{G}_{CC}^<(t_2, t_1) \\ \left. + \mathbf{G}_{CC}^>(t_1, t_2) (\Sigma_\alpha^<(t_2, t_1) \delta_{\alpha\beta} + ((\Sigma_\beta^< \cdot \mathbf{G}_{CC}^a + \Sigma_\beta^r \cdot \mathbf{G}_{CC}^< + \Sigma_\beta^\top \star \mathbf{G}_{CC}^r) \cdot \Sigma_\alpha^a \right. \\ \left. + \Sigma_\beta^r \cdot (\mathbf{G}_{CC}^r \cdot \Sigma_\alpha^< + \mathbf{G}_{CC}^\top \star \Sigma_\alpha^r))_{(t_2^-, t_1^+)} \right) \\ \left. - (\Sigma_\alpha^> \cdot \mathbf{G}_{CC}^a + \Sigma_\alpha^r \cdot \mathbf{G}_{CC}^> + \Sigma_\alpha^\top \star \mathbf{G}_{CC}^r)_{(t_1^+, t_2^-)} (\Sigma_\beta^< \cdot \mathbf{G}_{CC}^a + \Sigma_\beta^r \cdot \mathbf{G}_{CC}^< + \Sigma_\beta^\top \star \mathbf{G}_{CC}^r)_{(t_2^-, t_1^+)} \right. \\ \left. - (\mathbf{G}_{CC}^> \cdot \Sigma_\beta^a + \mathbf{G}_{CC}^r \cdot \Sigma_\beta^> + \mathbf{G}_{CC}^\top \star \Sigma_\beta^r)_{(t_1^+, t_2^-)} (\mathbf{G}_{CC}^< \cdot \Sigma_\alpha^a + \mathbf{G}_{CC}^r \cdot \Sigma_\alpha^< + \mathbf{G}_{CC}^\top \star \Sigma_\alpha^r)_{(t_2^-, t_1^+)} \right] \quad (2.19)$$

Here the sign superscripts indicate the contour position of each time variable. So far, no assumptions have been made on the system Hamiltonian, i.e. we have not yet stated which regions are subject to a time-dependent perturbation, and neither have we made assumptions about the nature of the lead-molecule coupling. Up to this point, the derivation is completely algebraic, and so for noninteracting systems Eq. (2.19) is completely general.

2.3 Time-dependent Model and the WBLA

In this section we make assumptions on the model that enable us to solve the Kadanoff-Baym equations analytically. We assume that, prior to t_0 , the Hamiltonian $\hat{H}_0 \equiv \hat{H}(z \in C_M)$ is given by Eq. (2.1) with time-independent energies $\varepsilon_{k\alpha}(z \in C_M) = \varepsilon_{k\alpha}$ and molecular site and hopping integrals $H_{mn}(z \in C_M) = h_{mn}$. The lead-molecule couplings $T_{m,k\alpha}(z \in \gamma) = T_{m,k\alpha}$ are assumed to be present in equilibrium in the partition-free approach and unchanged by the switch-on process. As all subsystems are coupled during their equilibration, they all possess the same initial temperature T and chemical potential μ , which means the system is initially described by the density operator $\hat{\rho}_0 = Z^{-1} e^{-\beta(\hat{H}_0 - \mu \hat{N})}$ (where Z is the partition function and \hat{N} is the number operator for the entire coupled system). Following Ref. [90], we add an arbitrary spatially homogeneous time-dependent shift to the lead energies as their bias. To the molecular Hamiltonian, we add a static correction $\mathbf{u}_{CC} = \sum_{mn} u_{mn} \hat{d}_m^\dagger \hat{d}_n$ [84], and a time-dependent shift that scales the particle number operator $\hat{N}_C = \sum_{mn} \hat{d}_m^\dagger \hat{d}_n$ [90]:

$$\varepsilon_{k\alpha}(z \in C_{\mp}) = \varepsilon_{k\alpha} + V_{\alpha}(t) \quad (2.20)$$

$$H_{mn}(z \in C_{\mp}) = h_{mn} + u_{mn} + \delta_{mn}V_C(t) \quad (2.21)$$

Now we assume that the leads satisfy the WBLA, i.e. we neglect the energy dependence of the lead-molecule coupling. As described in Ref. [87], this assumption enables us to write down all components of the effective embedding self-energy in terms of the level-width matrix $\mathbf{\Gamma}_{\alpha}$, defined as:

$$\Gamma_{\alpha, mn} = 2\pi \sum_k T_{m, k\alpha} T_{k\alpha, n} \delta(\varepsilon_{\alpha}^F - \varepsilon_{k\alpha}) \quad (2.22)$$

where ε_{α}^F is the equilibrium Fermi energy of lead α . The self-energy components for this problem are collected together in Eqs. (B.5)-(B.10) of Appendix (B), where the time-dependence of the lead states is contained in phase factors of the form:

$$\psi_{\alpha}(t_1, t_2) \equiv \int_{t_2}^{t_1} d\tau V_{\alpha}(\tau) \quad (2.23)$$

Within the WBLA, the KB equations [66] for the different components of \mathbf{G}_{CC} are linearized in terms of the effective Hamiltonian $\tilde{\mathbf{h}}_{CC}^{eff} \equiv \tilde{\mathbf{h}}_{CC} - \frac{i}{2} \sum_{\alpha} \mathbf{\Gamma}_{\alpha}$ of the central region, where $\tilde{\mathbf{h}}_{CC} = \mathbf{h}_{CC} + \mathbf{u}_{CC}$. The derivation of these components was published in Refs. [87, 90], and leads to the following compact formula for the greater and lesser Green's functions:

$$\mathbf{G}_{CC}^{\gtrless}(t_1, t_2) = \mp i \int \frac{d\omega}{2\pi} f(\mp(\omega - \mu)) \sum_{\gamma} \mathbf{S}_{\gamma}(t_1, t_0; \omega) \mathbf{\Gamma}_{\gamma} \mathbf{S}_{\gamma}^{\dagger}(t_2, t_0; \omega) \quad (2.24)$$

where we introduce the matrix

$$\mathbf{S}_{\alpha}(t, t_0; \omega) \equiv e^{-i\tilde{\mathbf{h}}_{CC}^{eff}(t-t_0)} e^{-i\varphi_C(t, t_0)} \left[\mathbf{G}_{CC}^r(\omega) - i \int_{t_0}^t d\bar{t} e^{-i(\omega \mathbf{1} - \tilde{\mathbf{h}}_{CC}^{eff})(\bar{t}-t_0)} e^{i(\varphi_C - \psi_{\alpha})(\bar{t}, t_0)} \right] \quad (2.25)$$

defined in terms of $\mathbf{G}_{CC}^r(\omega) = (\omega \mathbf{I} - \mathbf{h}_{CC}^{eff})^{-1}$ (i.e. defined without the tilde on the effective Hamiltonian), and the phase factor associated with the molecular time-dependence:

$$\varphi_C(t_1, t_2) \equiv \int_{t_2}^{t_1} d\tau V_C(\tau) \quad (2.26)$$

All other components of the GF can be explicitly calculated in the time domain [87, 90], and are listed in Appendix (B). The quantum statistical expectation value of the current operator (2.10) can also be reformulated as a sum of convolution integrals on the Konstantinov-Perel' contour, which may be evaluated exactly within the WBLA. Setting the electronic charge $q = -1$, the current may be expressed in terms of the \mathbf{S}_{α} as [88]:

$$I_{\alpha}(t) = \frac{1}{\pi} \int d\omega f(\omega - \mu) \text{Tr}_C \left[2\text{Re} \left[i\mathbf{\Gamma}_{\alpha} e^{i\omega(t-t_0)} e^{i\psi_{\alpha}(t, t_0)} \mathbf{S}_{\alpha}(t, t_0; \omega) \right] - \mathbf{\Gamma}_{\alpha} \sum_{\gamma} \mathbf{S}_{\gamma}(t, t_0; \omega) \mathbf{\Gamma}_{\gamma} \mathbf{S}_{\gamma}^{\dagger}(t, t_0; \omega) \right] \quad (2.27)$$

The WBLA enables us to derive a closed form for the current correlation function. We substitute the equations (B.5) and (B.6) for the retarded/advanced self energies into Eq. (2.19), which then reduces to a rather compact form:

$$\begin{aligned} C_{\alpha\beta}(t_1, t_2) &= 4q^2 \text{Tr}_C \left[\delta_{\alpha\beta} (\mathbf{\Sigma}_{\alpha}^{\gtrless}(t_1, t_2) \mathbf{G}_{CC}^{\lessgtr}(t_2, t_1) + \mathbf{G}_{CC}^{\gtrless}(t_1, t_2) \mathbf{\Sigma}_{\alpha}^{\lessgtr}(t_2, t_1)) \right. \\ &\quad \left. + \mathbf{\Gamma}_{\alpha} \mathbf{G}_{CC}^{\gtrless}(t_1, t_2) \mathbf{\Gamma}_{\beta} \mathbf{G}_{CC}^{\lessgtr}(t_2, t_1) \right. \\ &\quad \left. + i\mathbf{G}_{CC}^{\gtrless}(t_1, t_2) \left[\mathbf{\Lambda}_{\beta}^+(t_2, t_1) \mathbf{\Gamma}_{\alpha} + \mathbf{\Gamma}_{\beta} (\mathbf{\Lambda}_{\alpha}^+)^{\dagger}(t_1, t_2) \right] \right. \\ &\quad \left. + i \left[\mathbf{\Lambda}_{\alpha}^-(t_1, t_2) \mathbf{\Gamma}_{\beta} + \mathbf{\Gamma}_{\alpha} (\mathbf{\Lambda}_{\beta}^-)^{\dagger}(t_2, t_1) \right] \mathbf{G}_{CC}^{\lessgtr}(t_2, t_1) \right. \\ &\quad \left. - \mathbf{\Lambda}_{\beta}^+(t_2, t_1) \mathbf{\Lambda}_{\alpha}^-(t_1, t_2) - (\mathbf{\Lambda}_{\alpha}^+)^{\dagger}(t_1, t_2) (\mathbf{\Lambda}_{\beta}^-)^{\dagger}(t_2, t_1) \right] \quad (2.28) \end{aligned}$$

Here we have collected convolution integrals on the Konstantinov-Perel' contour into the objects $\Lambda_\alpha^\pm(t_1, t_2)$:

$$\Lambda_\beta^+(t_2, t_1) \equiv \left(\Sigma_\beta^< \cdot \mathbf{G}_{CC}^a + \Sigma_\beta^\rceil \star \mathbf{G}_{CC}^\Gamma \right)_{(t_2^-, t_1^+)} \quad (2.29)$$

$$(\Lambda_\alpha^+)^\dagger(t_1, t_2) \equiv - \left(\mathbf{G}_{CC}^r \cdot \Sigma_\alpha^< + \mathbf{G}_{CC}^\rceil \star \Sigma_\alpha^\Gamma \right)_{(t_2^-, t_1^+)} \quad (2.30)$$

$$\Lambda_\alpha^-(t_1, t_2) \equiv \left(\Sigma_\alpha^> \cdot \mathbf{G}_{CC}^a + \Sigma_\alpha^\rceil \star \mathbf{G}_{CC}^\Gamma \right)_{(t_1^+, t_2^-)} \quad (2.31)$$

$$(\Lambda_\beta^-)^\dagger(t_2, t_1) \equiv - \left(\mathbf{G}_{CC}^r \cdot \Sigma_\beta^> + \mathbf{G}_{CC}^\rceil \star \Sigma_\beta^\Gamma \right)_{(t_1^+, t_2^-)} \quad (2.32)$$

We may now perform the convolution integrals in Eqs. (2.29)-(2.32) using the formulas obtained for the self energies and GFs of the CC region in Appendix B. The convolution integrals in Λ^\pm are evaluated using the methods of Refs. [87, 90], where the transformation from Matsubara summations to frequency integrals [68] is done taking account of the ordering of time-variables on the contour. This guarantees the linearity of each term in the fermion/hole distribution function $f(\pm(\omega - \mu))$, and results in the following pair of functional identities:

$$\Lambda_\beta^+(t_2, t_1) = ie^{-i\psi_\beta(t_2, t_0)} \int \frac{d\omega}{2\pi} f(\omega - \mu) e^{-i\omega(t_2 - t_0)} \Gamma_\beta \mathbf{S}_\beta^\dagger(t_1, t_0; \omega) \quad (2.33)$$

$$\Lambda_\alpha^-(t_1, t_2) = -ie^{-i\psi_\alpha(t_1, t_0)} \int \frac{d\omega}{2\pi} (1 - f(\omega - \mu)) e^{-i\omega(t_1 - t_0)} \Gamma_\alpha \mathbf{S}_\alpha^\dagger(t_2, t_0; \omega) \quad (2.34)$$

Here we have expressed Λ_α^\pm in terms of the matrix \mathbf{S}_α defined in Eq. (2.25). Notice on the first line of Eq. (2.28) the presence of the object $4q^2 \text{Tr}_C [\Gamma_\alpha \mathbf{G}_{CC}^>(t_1, t_2) \Gamma_\beta \mathbf{G}_{CC}^<(t_2, t_1)]$. In the single level case, all the objects inside the trace are replaced by scalars, and this object is equal to $q^2 \Gamma_\alpha \Gamma_\beta N_C(t) (1 - N_C(t))$, where the particle number on the molecular region is defined by $N_C(t) = -2i \text{Tr}_C [\mathbf{G}_{CC}^<(t, t)]$. The time-dependence of this object is thus entirely due to the internal dynamics of electron and hole populations on sites of the molecule. The lead dependent matrices Λ_β^+ and Λ_α^- correspond physically to electrons propagating from lead β and positively charged holes propagating from lead α , respectively. We therefore interpret the two terms appearing on the second line of Eq. (2.28) as describing processes in which electrons in the leads interfere with holes in the molecular region, or holes in the leads interfere with electrons in the molecule. The terms on the third line of Eq. (2.28) are interpreted as cross-lead particle-hole interference terms.

In [87, 90], the greater and lesser Green's functions were expressed in terms of the \mathbf{S}_α matrices following a line-integral of the Kadanoff Baym equations in the two-time plane, and these are given in Eq. (2.24). We thus have explicit formulas for all terms which appear in the two-time correlation function, which may be evaluated numerically in the (t_1, t_2) plane as follows:

$$\begin{aligned} C_{\alpha\beta}(t_1, t_2) = & 4q^2 \int \frac{d\omega}{2\pi} \frac{d\omega'}{2\pi} (1 - f(\omega - \mu)) f(\omega' - \mu) \text{Tr}_C \left\{ \delta_{\alpha\beta} \sum_\gamma \left(\Gamma_\alpha e^{-i\psi_\alpha(t_1, t_2)} e^{-i\omega(t_1 - t_2)} \mathbf{S}_\gamma(t_2, t_0; \omega') \Gamma_\gamma \mathbf{S}_\gamma^\dagger(t_1, t_0; \omega') + h.c. \right) \right. \\ & + \sum_{\gamma, \gamma'} \Gamma_\alpha \mathbf{S}_\gamma(t_1, t_0; \omega) \Gamma_\gamma \mathbf{S}_\gamma^\dagger(t_2, t_0; \omega) \Gamma_\beta \mathbf{S}_{\gamma'}(t_2, t_0; \omega') \Gamma_{\gamma'} \mathbf{S}_{\gamma'}^\dagger(t_1, t_0; \omega') \\ & + i \sum_\gamma \left(\Gamma_\alpha \mathbf{S}_\gamma(t_1, t_0; \omega) \Gamma_\gamma \mathbf{S}_\gamma^\dagger(t_2, t_0; \omega) \Gamma_\beta \left(e^{-i\psi_\beta(t_2, t_0)} e^{-i\omega'(t_2 - t_0)} \mathbf{S}_\beta^\dagger(t_1, t_0; \omega') - e^{i\psi_\alpha(t_1, t_0)} e^{i\omega'(t_1 - t_0)} \mathbf{S}_\alpha(t_2, t_0; \omega') \right) \right) \\ & - \left(e^{-i\psi_\beta(t_2, t_0)} e^{-i\omega(t_2 - t_0)} \Gamma_\beta \mathbf{S}_\beta^\dagger(t_1, t_0; \omega) e^{-i\psi_\alpha(t_1, t_0)} e^{-i\omega'(t_1 - t_0)} \Gamma_\alpha \mathbf{S}_\alpha^\dagger(t_2, t_0; \omega') \right. \\ & \left. + e^{i\psi_\alpha(t_1, t_0)} e^{i\omega(t_1 - t_0)} \mathbf{S}_\alpha(t_2, t_0; \omega) \Gamma_\alpha e^{i\psi_\beta(t_2, t_0)} e^{i\omega'(t_2 - t_0)} \mathbf{S}_\beta(t_1, t_0; \omega') \Gamma_\beta \right) \left. \right\} \end{aligned} \quad (2.35)$$

This expression contains a great deal of information, and it is the central result of this paper. It is the two-time correlation function for a molecular junction connected to an arbitrary number of leads, through which time-dependent voltages are passed. It contains transient parts which decay as $t_1, t_2 \rightarrow \infty$, while $\tau \equiv t_1 - t_2$ remains finite. It automatically enables evaluation of cross-correlation functions between different leads when $\alpha \neq \beta$, and the correlation between currents through the same lead when $\alpha = \beta$. It describes the noise on the current signal due to non-zero temperatures (the thermal noise), and due to a non-zero bias (the shot noise), as will be made clearer in the next section. The leads are assumed to satisfy the WBLA, and the additive contribution of the voltage to the lead state energies is assumed, but the approach is otherwise exact for electrons interacting at the mean field level [38]. Under close inspection, using the definition (2.25), we find that the explicit time-dependence enters

into (2.35) only within structures of the form $e^{i(\psi_\alpha - \varphi_C)(t, t_0)}$, so that the noise does not distinguish between external fields that bias all leads identically ($V_\alpha(t) = V(t)$, for all α) or a gate voltage which moves energies in the negative energy direction ($V_C(t) = -V(t)$). This is also true for the current [90]. The expression (2.35) will be used for the proof of analytic identities in Section (3), but it is not entirely convenient for numerical evaluation. Instead, we describe in Section (4) and Appendix (D) how to evaluate Eq. (2.28) directly.

3 Recovery of Known Results For a Static Bias

To parameterize our system with experimentally relevant variables, we work in the relative time coordinate system so that $t_1 = \tau + t$ and $t_2 = t$, where $\tau \equiv t_1 - t_2$ is the relative time that we wish to take a Fourier transform with respect to τ . Note that, to make the mapping to the Fourier space associated with τ , one needs τ to take on negative values. However, since both t_1 and t_2 must be times greater than t_0 , this means that τ is restricted to lie in the range $[-(t - t_0), t - t_0]$, as was done in Ref. [71]. We define the Fourier-transform of the correlation with respect to the *relative time* $\tau \equiv t_1 - t_2$, as a function of a single frequency Ω and the *measurement time* t :

$$P_{\alpha\beta}(\Omega, t) \equiv \int_{-t+t_0}^{t-t_0} d\tau e^{i\Omega\tau} P_{\alpha\beta}(t + \tau, t) = \frac{1}{2} (C_{\alpha\beta}(\Omega, t) + C_{\alpha\beta}^*(-\Omega, t)) \quad (3.1)$$

where $C_{\alpha\beta}(\Omega, t)$ is the Fourier transform of $C_{\alpha\beta}(t + \tau, t)$ with respect to τ . Note that the relation

$$P_{\alpha\beta}^*(\Omega, t) = P_{\alpha\beta}(-\Omega, t) \quad (3.2)$$

immediately follows. In Section 2.2 we remarked that it is sufficient for knowledge of $P_{\alpha\beta}(t_1, t_2)$ to know the non-symmetrized function $C_{\alpha\beta}(t_1, t_2)$.

In addition to the power spectrum, one can calculate several other useful quantities in terms of the $C_{\alpha\beta}$. For instance, in a two-lead junction, one may focus on the net current,

$$\hat{I}_{LR}^{(-)}(t) = \frac{1}{2} (\hat{I}_L(t) - \hat{I}_R(t)) \quad (3.3)$$

or on the sum of currents, which by the continuity equation is proportional to the rate of change of charge in the molecule [88]:

$$\hat{I}_{LR}^{(+)}(t) = \frac{1}{2} (\hat{I}_L(t) + \hat{I}_R(t)) \quad (3.4)$$

The time-dependent noise spectra of these objects can be written:

$$C^{(-)}(\Omega, t) = \int d\tau e^{i\Omega\tau} \langle \Delta \hat{I}_{LR}^{(-)}(t + \tau) \Delta \hat{I}_{LR}^{(-)}(t) \rangle = \frac{1}{2} (C^{(auto)}(\Omega, t) - C^{(\times)}(\Omega, t)) \quad (3.5)$$

$$C^{(+)}(\Omega, t) = \int d\tau e^{i\Omega\tau} \langle \Delta \hat{I}_{LR}^{(+)}(t + \tau) \Delta \hat{I}_{LR}^{(+)}(t) \rangle = \frac{1}{2} (C^{(auto)}(\Omega, t) + C^{(\times)}(\Omega, t)) \quad (3.6)$$

where we have defined Fourier transforms of the *average* autocorrelation and cross-correlations:

$$C^{(auto)}(t + \tau, t) \equiv \frac{1}{2} (C_{LL}(t + \tau, t) + C_{RR}(t + \tau, t)) \quad (3.7)$$

$$C^{(\times)}(t + \tau, t) \equiv \frac{1}{2} (C_{LR}(t + \tau, t) + C_{RL}(t + \tau, t)) \quad (3.8)$$

In general, $C^{(auto)}$ and $C^{(\times)}$ are complex quantities and so cannot be observed. However, due to the symmetry property (2.13), they are both real at the equal observation time point $\tau = 0$. This fact was exploited in Ref. [80], where the equal time autocorrelation in the left lead, $C_{LL}(t, t)$, was studied in the time domain. Using the identity (2.13), one can show that the real parts of these functions are always *symmetric* in the $\tau = 0$ line:

$$\text{Re} [C^{(auto/\times)}(t + \tau, t)] = \text{Re} [C^{(auto/\times)}(t, t + \tau)] \quad (3.9)$$

, whereas the imaginary parts are always *antisymmetric* about this line:

$$\text{Im} [C^{(auto/\times)}(t + \tau, t)] = -\text{Im} [C^{(auto/\times)}(t, t + \tau)] \quad (3.10)$$

To check the validity of our theory, we must confirm that it reduces to known expressions in the long time and static bias limits, as was already demonstrated for the current in Ref. [87]. We shall assume that the bias is applied *only* to the leads ($\varphi_C(t_1, t_2) \equiv 0$), that the equilibrium and nonequilibrium effective molecular Hamiltonians are identical ($\tilde{\mathbf{h}}_{CC}^{eff} = \mathbf{h}_{CC}^{eff}$), and

that $V_\alpha(t) = V_\alpha$ is constant in time ($t > t_0$). In this case the \mathbf{S}_α defined in Eq. (2.25) can be evaluated explicitly, and in the $t_0 \rightarrow -\infty$ limit we obtain

$$\mathbf{S}_\gamma(t_1, t_0; \omega) \mathbf{\Gamma}_\gamma \mathbf{S}_\gamma^\dagger(t_2, t_0; \omega) \xrightarrow{t_0 \rightarrow -\infty} e^{-i(\omega + V_\gamma)(t_1 - t_2)} \mathbf{A}_\gamma(\omega + V_\gamma) \quad (3.11)$$

where $\mathbf{A}_\gamma(\omega) \equiv \mathbf{G}_{CC}^r(\omega) \mathbf{\Gamma}_\gamma \mathbf{G}_{CC}^a(\omega)$. Other expressions appearing in the generalized two-time correlation function can be worked out in a similar way, for instance:

$$e^{-i\psi_\beta(t_2, t_0)} e^{-i\omega(t_2 - t_0)} \mathbf{S}_\beta^\dagger(t_1, t_0; \omega) \xrightarrow{t_0 \rightarrow -\infty} \mathbf{G}_{CC}^a(\omega + V_\beta) e^{i(\omega + V_\beta)\tau} \quad (3.12)$$

The \mathbf{S}_α matrices enter into the general expression (2.35) only in the form of structures like (3.11) and (3.12), so we easily conclude that the correlation function $C_{\alpha\beta}(t_1, t_2)$ depends only on the time difference τ , the power spectrum does not depend on time t . Hence the current becomes a stationary stochastic process under the conditions that the bias is static and that the switch-on time is relegated to the distant past. This is implied by the fact that the current itself is simply the steady-state LB formula in this case, as it was proven in [87] that all terms arising from the initial conditions (vertical contour convolutions) vanish in the long-time limit. With the exception of the initial condition term, every vanishing term includes a convolution with a left or right self-energy. In the partitioned approach to the transport problem, these quantities vanish, as one can see from the definition (2.6) and the fact that $\mathbf{h}_{C\alpha}(z) = 0$ for all $z \in C_M$. It also enables us to write down a generic formula for the lesser/greater Green's functions and $\mathbf{\Lambda}^\pm$ matrices that can be chosen either partitioned or partition-free, for all times, by premultiplying all terms arising from a vertical contour convolution integral by the *partitioning parameter*

$$\xi_p = \begin{cases} 1, & \text{partition-free} \\ 0, & \text{partitioned} \end{cases} \quad (3.13)$$

We include this parameter in the formulas for numerical implementation in Appendix D, which will enable us to directly compare the noise resulting from a partitioned and partition-free switch-on in Section 4 of this paper. In studies of high-frequency shot noise, the interesting physical observable is usually the static non-symmetrized power spectrum [28, 31], which is the regular Fourier transform (denoted via \mathcal{F} hereafter) of $C_{\alpha\beta}(\tau) \equiv \lim_{t_0 \rightarrow -\infty} C_{\alpha\beta}(t + \tau, t)$:

$$C_{\alpha\beta}(\Omega) \equiv \lim_{t_0 \rightarrow -\infty} C_{\alpha\beta}(\Omega, t) = \int_{-\infty}^{\infty} d\tau e^{i\Omega\tau} C_{\alpha\beta}(\tau) \equiv \mathcal{F}[C_{\alpha\beta}(\tau); \Omega] \quad (3.14)$$

Note that infinite limits are possible here as $t_0 \rightarrow -\infty$. The above quantity satisfies the relation $C_{\alpha\beta}^*(\Omega) = C_{\beta\alpha}(\Omega)$ [94]. For those experiments which do distinguish between absorption and emission processes, the quantity of interest is most often $C_{\alpha\alpha}(\Omega)$, which in general satisfies the inequality $C_{\alpha\alpha}(\Omega) \neq C_{\alpha\alpha}(-\Omega)$. $C_{\alpha\alpha}(\Omega)$ can therefore be used to describe measurements in which a quanta of energy $\hbar\Omega$ is transferred from the measuring device to the system. By contrast, the symmetrized spectrum obeys $P_{\alpha\alpha}(\Omega, t) = P_{\alpha\alpha}(-\Omega, t)$, i.e. it does not distinguish between emission and absorption processes. Moreover, in recently published work [81], a master equation formalism was used to derive an exact formula for the frequency-dependent autocorrelation and cross-lead current correlations in a nanojunction composed of a quantum dot coupled to two leads, which were treated within the WBLA. In Appendix C, we derive an explicit formula for $C_{\alpha\beta}(\Omega)$. Here we simply note that, if the discussion is restricted to a molecule coupled to left (L) and right (R) leads, we find that the non-symmetrized autocorrelation associated with a single lead is given by

$$\begin{aligned} C_{\alpha\alpha}(\Omega) = & 4q^2 \int \frac{d\omega}{2\pi} \text{Tr}_C \left[(1 - f_\alpha(\omega + \Omega - \mu)) f_{\bar{\alpha}}(\omega - \mu) \mathbf{T}_{CC}^{(\alpha\bar{\alpha})}(\omega) \mathbf{T}_{CC}^{\dagger(\alpha\bar{\alpha})}(\omega) \right. \\ & + (1 - f_{\bar{\alpha}}(\omega + \Omega - \mu)) f_\alpha(\omega - \mu) \mathbf{T}_{CC}^{(\alpha\bar{\alpha})}(\omega + \Omega) \mathbf{T}_{CC}^{\dagger(\alpha\bar{\alpha})}(\omega + \Omega) \\ & - (f_\alpha(\omega - \mu) - f_{\bar{\alpha}}(\omega - \mu)) (f_\alpha(\omega + \Omega - \mu) - f_{\bar{\alpha}}(\omega + \Omega - \mu)) \mathbf{T}_{CC}^{(\alpha\bar{\alpha})}(\omega) \mathbf{T}_{CC}^{\dagger(\alpha\bar{\alpha})}(\omega) \mathbf{T}_{CC}^{(\alpha\bar{\alpha})}(\omega + \Omega) \mathbf{T}_{CC}^{\dagger(\alpha\bar{\alpha})}(\omega + \Omega) \\ & \left. + \Omega^2 (1 - f_\alpha(\omega + \Omega - \mu)) f_\alpha(\omega - \mu) \mathbf{\Gamma}_\alpha \mathbf{G}^r(\omega) \mathbf{A}_\alpha(\omega + \Omega) \mathbf{G}^a(\omega) \right] \quad (3.15) \end{aligned}$$

where $\bar{\alpha} \neq \alpha$, and we have defined the *transmission matrices* in the standard way [70]:

$$\mathbf{T}_{CC}^{(\alpha\beta)}(\omega) \equiv [\mathbf{\Gamma}_\alpha]^\frac{1}{2} \mathbf{G}_{CC}^r(\omega) [\mathbf{\Gamma}_\beta]^\frac{1}{2} \quad (3.16)$$

$$\mathbf{T}_{CC}^{\dagger(\alpha\beta)}(\omega) \equiv [\mathbf{\Gamma}_\beta]^\frac{1}{2} \mathbf{G}_{CC}^a(\omega) [\mathbf{\Gamma}_\alpha]^\frac{1}{2} \quad (3.17)$$

Physically, the eigenvalues of $\mathbf{T}_{CC}^{(\alpha\beta)}(\omega)$ may be interpreted as probability amplitudes for electron scattering events between the α and β leads. Eq. (3.15) gives the analytic behaviour of a function which should be accessible to the experimentalist - it is a power spectrum for current measurements carried out with arbitrary detection frequency, taken at long times after the switch-on of a constant bias. It is expressed in terms of the transmission matrices, which depend on the molecular Hamiltonian and on the coupling of the molecule to the leads. We remark that if one restricts the CC region to a single energy level, and replaces $\Omega \rightarrow -\Omega$ on the right-hand side, then Eq. (3.15) is exactly equivalent to the expression found in Ref. [81] (there the Fourier transform was taken with a phase of $-i\Omega\tau$). We note that Ref. [81] also included a numerical scheme for moving beyond the WBLA, and is in this sense more general than the formalism presented in the current paper. Indeed, the self-energy in Eq. (D.2) contains a singularity at $t_1 = t_2$, and appears in Eq. (2.28) multiplied by $\delta_{\alpha\beta}$, so that the autocorrelation function is singular in the two-time plane for $t_1 = t_2$ whereas the cross-correlation function is finite. This singularity in the autocorrelation is an artefact of the WBLA, and does not exist when the band-width of the leads is taken to be finite [80, 81]. However our scheme can be used for rapid calculations on extended molecules with a far larger spectrum than a quantum dot, and in such molecules the WBLA is an increasingly accurate approximation [95, 96]. To remove this singularity in the current autocorrelations, one may leave the observation time representation and instead compute the noise in a time-averaged sense. We defer this to a future work and will instead perform calculations of the average cross-correlation $C^{(\times)}(t, t)$ in the t domain in Section (4) as this quantity is free from any singularities.

From Eqs. (2.35) and (2.14) one obtains the symmetrized two-time correlation function:

$$\begin{aligned}
P_{\alpha\beta}(t_1, t_2) = & 2q^2 \int \frac{d\omega}{2\pi} \frac{d\omega'}{2\pi} F(\omega, \omega') \text{Tr}_C \left\{ \delta_{\alpha\beta} \sum_{\gamma} \left(\mathbf{\Gamma}_{\alpha} e^{-i\psi_{\alpha}(t_1, t_2)} e^{-i\omega(t_1 - t_2)} \mathbf{S}_{\gamma}(t_2, t_0; \omega') \mathbf{\Gamma}_{\gamma} \mathbf{S}_{\gamma}^{\dagger}(t_1, t_0; \omega') + h.c \right) \right. \\
& + \sum_{\gamma, \gamma'} \mathbf{\Gamma}_{\alpha} \mathbf{S}_{\gamma}(t_1, t_0; \omega) \mathbf{\Gamma}_{\gamma} \mathbf{S}_{\gamma}^{\dagger}(t_2, t_0; \omega) \mathbf{\Gamma}_{\beta} \mathbf{S}_{\gamma'}(t_2, t_0; \omega') \mathbf{\Gamma}_{\gamma'} \mathbf{S}_{\gamma'}^{\dagger}(t_1, t_0; \omega') \\
& + i \sum_{\gamma} \left(\mathbf{\Gamma}_{\alpha} \mathbf{S}_{\gamma}(t_1, t_0; \omega) \mathbf{\Gamma}_{\gamma} \mathbf{S}_{\gamma}^{\dagger}(t_2, t_0; \omega) \mathbf{\Gamma}_{\beta} \left(e^{-i\psi_{\beta}(t_2, t_0)} e^{-i\omega'(t_2 - t_0)} \mathbf{S}_{\beta}^{\dagger}(t_1, t_0; \omega') - e^{i\psi_{\alpha}(t_1, t_0)} e^{i\omega'(t_1 - t_0)} \mathbf{S}_{\alpha}(t_2, t_0; \omega') \right) + h.c \right) \\
& \left. - \left(e^{-i\psi_{\beta}(t_2, t_0)} e^{-i\omega(t_2 - t_0)} \mathbf{\Gamma}_{\beta} \mathbf{S}_{\beta}^{\dagger}(t_1, t_0; \omega) e^{-i\psi_{\alpha}(t_1, t_0)} e^{-i\omega'(t_1 - t_0)} \mathbf{\Gamma}_{\alpha} \mathbf{S}_{\alpha}^{\dagger}(t_2, t_0; \omega') + h.c \right) \right\} \quad (3.18)
\end{aligned}$$

where we define the combination of electron-hole distribution functions:

$$F(\omega, \omega') \equiv (1 - f(\omega - \mu)) f(\omega' - \mu) + (1 - f(\omega' - \mu)) f(\omega - \mu) \quad (3.19)$$

The steady-state symmetrized power spectrum can then be obtained either by substituting the long time formulas (3.11) and (3.12) into Eq. (3.18) and taking the Fourier Transform, or simply by substituting the expression for $C_{\alpha\beta}(\Omega)$ into (3.1):

$$\begin{aligned}
P_{\alpha\beta}(\Omega) \equiv & \lim_{t_0 \rightarrow -\infty} P_{\alpha\beta}(\Omega, t) = 2q^2 \int \frac{d\omega}{2\pi} \left\{ \delta_{\alpha\beta} \sum_{\gamma} \text{Tr}_C \left[\mathbf{T}_{CC}^{(\alpha\gamma)}(\omega) \mathbf{T}_{CC}^{\dagger(\alpha\gamma)}(\omega) \right] (F_{\alpha\gamma}(\omega + \Omega, \omega) + F_{\alpha\gamma}(\omega - \Omega, \omega)) \right. \\
& + \sum_{\gamma, \gamma'} F_{\gamma\gamma'}(\omega, \omega - \Omega) \text{Tr}_C \left[\mathbf{T}_{CC}^{(\alpha\gamma)}(\omega) \mathbf{T}_{CC}^{\dagger(\beta\gamma)}(\omega) \mathbf{T}_{CC}^{(\beta\gamma')}(\omega - \Omega) \mathbf{T}_{CC}^{\dagger(\alpha\gamma')}(\omega - \Omega) \right] \\
& + i \sum_{\gamma} \text{Tr}_C \left[\mathbf{T}_{CC}^{(\alpha\gamma)}(\omega) \mathbf{T}_{CC}^{\dagger(\beta\gamma)}(\omega) \left(F_{\gamma\beta}(\omega, \omega - \Omega) \mathbf{T}_{CC}^{\dagger(\alpha\beta)}(\omega - \Omega) - F_{\gamma\alpha}(\omega, \omega - \Omega) \mathbf{T}_{CC}^{(\beta\alpha)}(\omega - \Omega) \right) \right. \\
& \left. + \mathbf{T}_{CC}^{(\beta\gamma)}(\omega) \mathbf{T}_{CC}^{\dagger(\alpha\gamma)}(\omega) \left(F_{\gamma\alpha}(\omega, \omega + \Omega) \mathbf{T}_{CC}^{\dagger(\beta\alpha)}(\omega + \Omega) - F_{\gamma\beta}(\omega, \omega + \Omega) \mathbf{T}_{CC}^{(\alpha\beta)}(\omega + \Omega) \right) \right] \\
& \left. - \text{Tr}_C \left[F_{\alpha\beta}(\omega, \omega - \Omega) \mathbf{T}_{CC}^{\dagger(\alpha\beta)}(\omega - \Omega) \mathbf{T}_{CC}^{\dagger(\beta\alpha)}(\omega) + F_{\alpha\beta}(\omega, \omega + \Omega) \mathbf{T}_{CC}^{(\alpha\beta)}(\omega + \Omega) \mathbf{T}_{CC}^{(\beta\alpha)}(\omega) \right] \right\} \quad (3.20)
\end{aligned}$$

where we introduce $f_{\alpha}(x) \equiv f(x - V_{\alpha})$, and make the definition:

$$F_{\alpha\beta}(\omega, \omega') \equiv (1 - f_{\alpha}(\omega - \mu)) f_{\beta}(\omega' - \mu) + (1 - f_{\beta}(\omega' - \mu)) f_{\alpha}(\omega - \mu) = F_{\beta\alpha}(\omega', \omega)$$

It is instructive to compare this formula with the finite frequency power spectrum derived by Bj ettiker and Yang [33, 34, 32, 47] within their S-matrix approach. In particular, when one assumes the C region to be a single level, and there is a Breit-Wigner resonance in the scattering matrix amplitudes of their approach with energy-independent resonance widths [36, 37, 61], the LB formalism is exactly equivalent to ours. In many experiments, the quantity (3.20) is measured in the *zero-frequency limit* i.e. when the time separating measurements is much longer than the timescale over which the current fluctuates [44]. Taking this limit, and using the identity:

$$\mathbf{G}_{CC}^r(\omega) = \mathbf{G}_{CC}^a(\omega) - i \sum_{\gamma} \mathbf{G}_{CC}^r(\omega) \mathbf{\Gamma}_{\gamma} \mathbf{G}_{CC}^a(\omega) \quad (3.21)$$

we obtain the zero-frequency power spectrum as:

$$\begin{aligned} \lim_{\Omega \rightarrow 0} P_{\alpha\beta}(\Omega) &= 2q^2 \int \frac{d\omega}{2\pi} \left\{ 2\delta_{\alpha\beta} \sum_{\gamma} F_{\alpha\gamma}(\omega, \omega) \text{Tr}_C \left[\mathbf{T}_{CC}^{(\alpha\gamma)}(\omega) \mathbf{T}_{CC}^{\dagger(\alpha\gamma)}(\omega) \right] \right. \\ &\quad \left. - F_{\alpha\beta}(\omega, \omega) \text{Tr}_C \left[\mathbf{T}_{CC}^{(\alpha\beta)}(\omega) \mathbf{T}_{CC}^{\dagger(\alpha\beta)}(\omega) + \mathbf{T}_{CC}^{(\beta\alpha)}(\omega) \mathbf{T}_{CC}^{\dagger(\beta\alpha)}(\omega) \right] \right. \\ &\quad \left. + \sum_{\gamma, \gamma'} [F_{\gamma\gamma'}(\omega, \omega) + F_{\alpha\beta}(\omega, \omega)] \text{Tr}_C \left[\mathbf{T}_{CC}^{(\alpha\gamma)}(\omega) \mathbf{T}_{CC}^{\dagger(\beta\gamma)}(\omega) \mathbf{T}_{CC}^{(\beta\gamma')}(\omega) \mathbf{T}_{CC}^{\dagger(\alpha\gamma')}(\omega) \right] \right. \\ &\quad \left. + i \sum_{\gamma} \text{Tr}_C \left[\mathbf{T}_{CC}^{(\alpha\gamma)}(\omega) \mathbf{T}_{CC}^{\dagger(\beta\gamma)}(\omega) \left(F_{\gamma\beta}(\omega, \omega) \mathbf{T}_{CC}^{\dagger(\alpha\beta)}(\omega) - F_{\gamma\alpha}(\omega, \omega) \mathbf{T}_{CC}^{(\beta\alpha)}(\omega) \right) \right. \right. \\ &\quad \left. \left. + \mathbf{T}_{CC}^{(\beta\gamma)}(\omega) \mathbf{T}_{CC}^{\dagger(\alpha\gamma)}(\omega) \left(F_{\gamma\alpha}(\omega, \omega) \mathbf{T}_{CC}^{\dagger(\beta\alpha)}(\omega) - F_{\gamma\beta}(\omega, \omega) \mathbf{T}_{CC}^{(\alpha\beta)}(\omega) \right) \right] \right\} \quad (3.22) \end{aligned}$$

To better understand the content of the expression (3.22), we consider the special case where $\alpha = \beta$. In this case, use of Eq. (3.21) enables us to replace the single summation with a double sum, and we can use the identity:

$$F_{\alpha\gamma}(\omega, \omega) = \frac{1}{2} \left[F_{\alpha\alpha}(\omega, \omega) + F_{\gamma\gamma}(\omega, \omega) + 2(f_{\alpha}(\omega - \mu) - f_{\gamma}(\omega - \mu))^2 \right] \quad (3.23)$$

to give

$$\lim_{\Omega \rightarrow 0} P_{\alpha\alpha}(\Omega) = P_{\alpha\alpha}^{(thermal)}(\Omega) + P_{\alpha\alpha}^{(shot)}(\Omega) \quad (3.24)$$

where we identify both the *generalized thermal noise*, which vanishes when the temperature $T = 0$, and the *generalized shot noise*, which vanishes when $V_{\gamma} = 0$ for all γ :

$$\lim_{\Omega \rightarrow 0} P_{\alpha\alpha}^{(thermal)}(\Omega) = 2q^2 \int \frac{d\omega}{2\pi} \sum_{\gamma \neq \alpha} [F_{\alpha\alpha}(\omega, \omega) + F_{\gamma\gamma}(\omega, \omega)] \text{Tr}_C \left[\mathbf{T}_{CC}^{(\alpha\gamma)}(\omega) \mathbf{T}_{CC}^{\dagger(\alpha\gamma)}(\omega) \right] \quad (3.25)$$

$$\begin{aligned} \lim_{\Omega \rightarrow \infty} P_{\alpha\alpha}^{(shot)}(\Omega) &= 2q^2 \int \frac{d\omega}{2\pi} \left\{ 2 \sum_{\gamma \neq \alpha} (f_{\alpha}(\omega - \mu) - f_{\gamma}(\omega - \mu))^2 \text{Tr}_C \left[\mathbf{T}_{CC}^{(\alpha\gamma)}(\omega) \mathbf{T}_{CC}^{\dagger(\alpha\gamma)}(\omega) \left(1 - \sum_{\gamma'} \mathbf{T}_{CC}^{(\alpha\gamma')}(\omega) \mathbf{T}_{CC}^{\dagger(\alpha\gamma')}(\omega) \right) \right] \right. \\ &\quad \left. + \sum_{\gamma, \gamma'} (f_{\gamma}(\omega - \mu) - f_{\gamma'}(\omega - \mu))^2 \text{Tr}_C \left[\mathbf{T}_{CC}^{(\alpha\gamma)}(\omega) \mathbf{T}_{CC}^{\dagger(\alpha\gamma)}(\omega) \mathbf{T}_{CC}^{(\alpha\gamma')}(\omega) \mathbf{T}_{CC}^{\dagger(\alpha\gamma')}(\omega) \right] \right\} \quad (3.26) \end{aligned}$$

If we now specialize this discussion to the case of a two-lead junction, i.e. a junction in which α may be one of two indices L, R, we recover the following well-known results for the thermal and shot noise, respectively:

$$\lim_{\Omega \rightarrow 0} P_{LL}^{(thermal)}(\Omega) = 4q^2 \int \frac{d\omega}{2\pi} ((1 - f_L(\omega - \mu)) f_L(\omega - \mu) + (1 - f_R(\omega - \mu)) f_R(\omega - \mu)) \text{Tr}_C \left[\mathbf{T}_{CC}^{(LR)}(\omega) \mathbf{T}_{CC}^{\dagger(LR)}(\omega) \right] \quad (3.27)$$

$$\lim_{\Omega \rightarrow 0} P_{LL}^{(shot)}(\Omega) = 4q^2 \int \frac{d\omega}{2\pi} (f_L(\omega - \mu) - f_R(\omega - \mu))^2 \text{Tr}_C \left[\mathbf{T}_{CC}^{(LR)}(\omega) \mathbf{T}_{CC}^{\dagger(LR)}(\omega) \left(1 - \mathbf{T}_{CC}^{(LR)}(\omega) \mathbf{T}_{CC}^{\dagger(LR)}(\omega) \right) \right] \quad (3.28)$$

Finally, we note that it is common practice [32, 70] to neglect the frequency-dependence of the transmission functions, $\mathbf{T}_{CC}(\omega) \sim \mathbf{T}_{CC}$ in Eq. (3.20), which allows for the trivial removal of all frequency integrals. It is then simple to show that the LL component of Eq. (3.20) reduces to the well-known expression:

$$\begin{aligned} P_{LL}(\Omega) &= \frac{q^2}{\pi} \left\{ \text{Tr}_C \left[\mathbf{T}_{CC}^{(LR)} \mathbf{T}_{CC}^{\dagger(LR)} \mathbf{T}_{CC}^{(LR)} \mathbf{T}_{CC}^{\dagger(LR)} \right] 2\Omega \coth \left(\frac{\Omega}{2k_B T} \right) \right. \\ &\quad \left. + \text{Tr}_C \left[\mathbf{T}_{CC}^{(LR)} \mathbf{T}_{CC}^{\dagger(LR)} \left(1 - \mathbf{T}_{CC}^{(LR)} \mathbf{T}_{CC}^{\dagger(LR)} \right) \right] \right. \\ &\quad \left. \times \left((V_L - V_R - \Omega) \coth \left(\frac{V_L - V_R - \Omega}{2k_B T} \right) + (V_L - V_R + \Omega) \coth \left(\frac{V_L - V_R + \Omega}{2k_B T} \right) \right) \right\} \quad (3.29) \end{aligned}$$

This formula expresses the interplay of the shot noise, Nyquist noise and quantum vacuum fluctuations in a conductor, and moreover has been verified experimentally for a wide range of mesoscale conductors [43, 97].

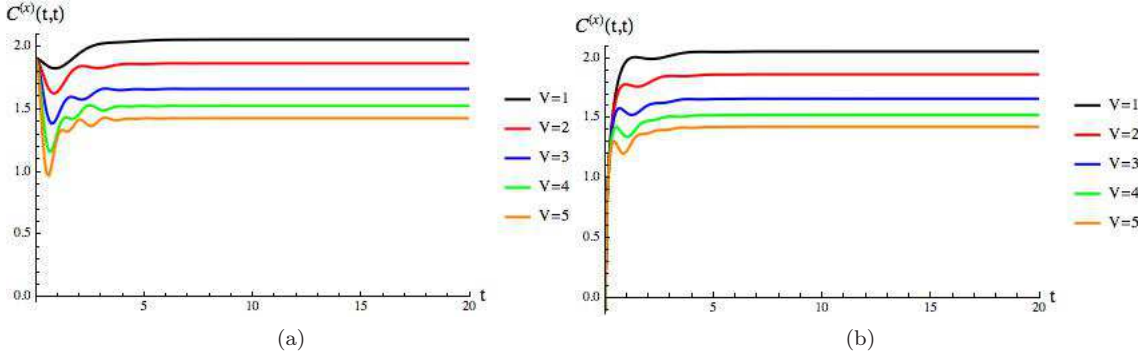


Figure 1: Cross correlation $C^{(\times)}(t, t)$ for different values of $V = V_L = -V_R$, arising from (a) the partition-free ($\zeta_p = 1$) and (b) the partitioned ($\zeta_p = 0$) switch-on processes.

4 Numerics

4.1 Calculations on a Single Site

In Appendix D we present an efficient technique for evaluating each term in (2.28) based on the analytical removal of all frequency integrals in these expressions, as was done for the current in Ref. [90]. Other schemes in the literature perform the frequency integrals in the transient noise numerically [80, 81], so we acquire a significant computational speed-up in comparison to those works, as well as access to the noise response to an explicit time-dependent driving. Many cases of interest can be studied by inserting into these formulas the following *biharmonic* bias, consisting of a constant shift V_α and two harmonic modes:

$$V_\alpha(t) = V_\alpha + A_\alpha^{(1)} \cos(p_1 \Omega_\alpha (t - t_0) + \phi_\alpha) + A_\alpha^{(2)} \cos(p_2 \Omega_\alpha (t - t_0)) \quad (4.1)$$

Here p_1, p_2 are any integers and ϕ_α is a lead-dependent phase shift that breaks the dynamical symmetry of the system under time reversal (TR), $t \rightarrow 2t_0 - t$. According to a well-known Bessel function identity, this choice of bias leads to the following representation of the exponential phase factor appearing in Eq. (D.12):

$$e^{i\psi_\alpha(t_1, t_2)} = e^{iV_\alpha(t_1 - t_2)} \sum_{r, r', s, s'} J_r \left(\frac{A_\alpha^{(1)}}{p_1 \Omega_\alpha} \right) J_{r'} \left(\frac{A_\alpha^{(1)}}{p_1 \Omega_\alpha} \right) J_s \left(\frac{A_\alpha^{(2)}}{p_2 \Omega_\alpha} \right) J_{s'} \left(\frac{A_\alpha^{(2)}}{p_2 \Omega_\alpha} \right) e^{i(r-r')\phi_\alpha} e^{i\Omega_\alpha(p_1 r + p_2 s)(t_1 - t_0)} e^{-i\Omega_\alpha(p_1 r' + p_2 s')(t_2 - t_0)} \quad (4.2)$$

In Appendix E, we include explicit formulas for $\mathbf{G}^{\leq}(t_1, t_2)$ and the $\mathbf{\Lambda}^\pm$ matrices within this biharmonic model, with all time integrals explicitly removed by hand. In calculations presented here, we will only consider the case of a single harmonic in order to reflect numerical work carried out elsewhere [87, 88]. However, the equations presented in this work will be valid for the general biharmonic case studied experimentally in Ref. [59].

As a point of reference for the kind of physics to expect from this formalism, we first perform some calculations for the simple case of a single level quantum dot coupled symmetrically to left and right leads. In Fig. 1 the equal-time average cross correlation function $C^{(\times)}(t, t)$ is plotted as a function of the observation time t for the quantum dot ($\mathbf{h}_{CC} = \varepsilon_0$), where the level-width matrices are scalars given by $\Gamma_L = \Gamma/2 = \Gamma_R$. In Figs. 1 (a) and (b) the bias applied to the leads $V_\alpha(t) = V_\alpha$ is a constant, and we choose $V_L = V = -V_R$. In Fig. 1 (a) the cross-correlation response to a partition-free switch-on is shown, for different values of V . This is compared with a switch-on in the partitioned process, i.e. with $\zeta_p = 0$, shown in Fig. 1 (b). In all cases, the two approaches give the same steady-state value, satisfying the Memory-loss Theorem of Ref. [76]. However, the transient correlations differ significantly due to the system preparation. For the partition-free switch-on process, the subsystems of the lead-molecule-lead nanojunction have already equilibrated prior to the switch-on time t_0 (the zero time in the Figures), so one would expect the initial cross-correlations between the signal response in the L and R leads to be stronger in this case, as this initial transient corresponds to the time delay between switching on the bias and establishing the correlations. This situation is indeed the case in Fig. 1, where partitioning the system prior to the switch-on is found to strongly reduce the cross-correlations in the transient regime of $t \in [0, 2/\Gamma]$. We also observe more ‘ringing’ oscillations in the partition-free transient with a higher frequency compared to the partitioned case; this is due to the additional transient modes that are included in the partition-free switch-on.

Next, we study the same driven single-site system that was considered in calculations of the left lead current $I_L(t)$ in Ref. [87], i.e. we set $V_L = 5, V_R = 0, A_L^{(1)} = 4, A_R^{(1)} = A_L^{(2)} = A_R^{(2)} = 0, \Omega_L = 1$, with all other system parameters unchanged from the static bias calculations of Fig. 1. Fig. 2 (a) shows the time-dependence of the cross-correlation for both the partition-free and partitioned switch-on processes. Once again, the initial cross-correlations are stronger in the partition-free approach, and both approaches relax to the same signal repeating with a period of $2\pi/\Omega_L$. In Fig. 2 (b) we plot the absolute value of the discrete Fourier Transform of the partition-free $C^{(\times)}(t, t)$ curve in units of Ω_L . In addition to the dominant peak at the fundamental

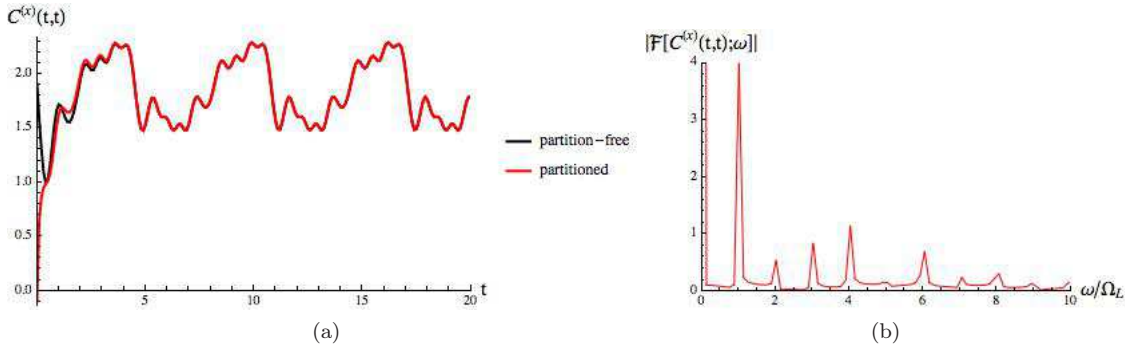


Figure 2: (a) The average cross-correlation $C^{(\times)}(t,t)$ between the L and R leads is plotted in the partition-free (black line) and partitioned (red line) switch-on processes with system parameters $\varepsilon_0 = 1$, $\Gamma = 1$, $k_B T = 0.1$, $\mu = 0$, $V_L = 5$, $V_R = 0$, $A_L^{(1)} = 4$, $A_R^{(1)} = A_L^{(2)} = A_R^{(2)} = 0$, $\Omega_L = 1$. (b) Numerical Fourier Transform of the partition-free cross-correlation shown in (a).

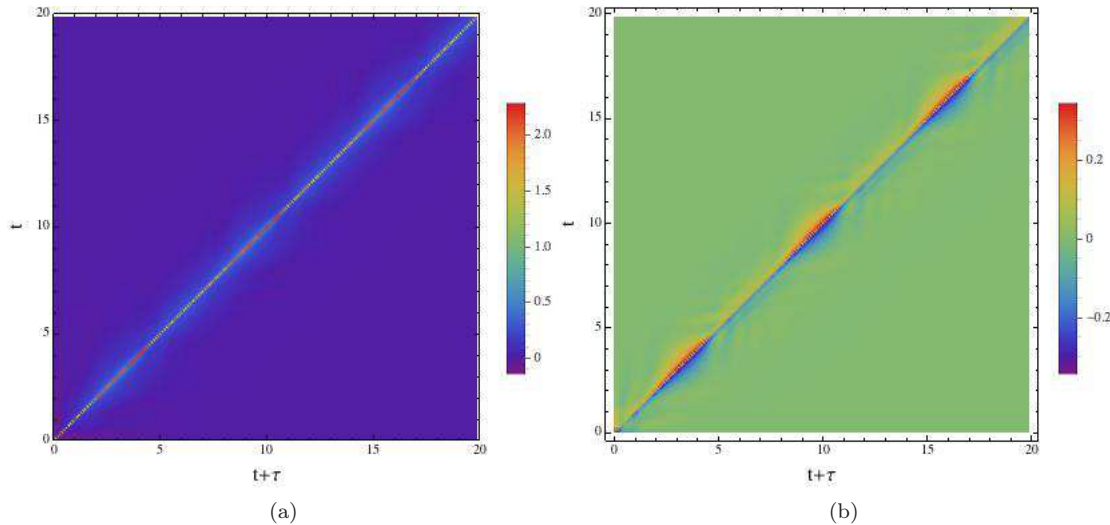


Figure 3: For the same driven system considered in Fig. 2, with the dot level set at $\varepsilon_0 = 1$, we plot (a) $\text{Re}[C^{(\times)}(t+\tau, t)]$, and (b) $\text{Im}[C^{(\times)}(t+\tau, t)]$. In these plots we set $\zeta_p = 1$, i.e. we take the approach to be partition-free.

driving frequency $\omega = \Omega_L$, the frequency spectrum of cross-correlations exhibits smaller peaks at integer multiples $\omega = n\Omega_L$ of this number, which is a signature of PAT [98]. Electrons which have been excited by higher multiples of Ω_L cause the short-time ‘ringing’ oscillations occurring on top of the signal with the fundamental frequency in Fig. 2 (a), and the difference in resonance heights in Fig. 2 (b) is due to multiphoton processes that interfere with each other [99].

In Fig. 3 we present contour plots of the real and imaginary parts of the full two-time cross correlation function $C^{(\times)}(t+\tau, t)$ for the same single level system as was considered in Fig. 2 for the partition-free case. Fig. 3 (a) clearly demonstrates the oscillating value of $C^{(\times)}(t, t)$ along the $\tau = 0$ diagonal, and also numerically demonstrates the reflection symmetry of $\text{Re}[C^{(\times)}(t+\tau, t)]$ in this line, a fact which was proven analytically and stated in Eq. (3.9). In Fig. 3 (b), we notice that strong oscillations are also seen in the value of $\text{Im}[C^{(\times)}(t+\tau, t)]$ with a period of $2\pi/\Omega_L$. Although this component of the cross-correlation is zero along the main diagonal, it satisfies the reflection antisymmetry property $\text{Im}[C^{(\times)}(t+\tau, t)] = -\text{Im}[C^{(\times)}(t, t+\tau)]$, as stated in Eq. (3.10).

4.2 Application to the Molecular Wire

Now we shall apply our formalism to the transport properties of the molecular wire, using the tight-binding model of a one-dimensional wire with nearest neighbor hopping from Refs. [100, 101]. We previously studied the current response in this system for sinusoidal [88] and stochastic [90] biases in the leads. We assume that each site corresponds to a single energy level, which may have a maximum occupation of 2 due to spin degeneracy, so that our model is equivalent to a wire of coupled quantum dots [102, 103]. The Hamiltonian describing this molecular wire is assumed to have on-site energies equal to the constant value $[\mathbf{h}_{CC}]_{k,k} \equiv E$ and hopping elements all given by $[\mathbf{h}_{CC}]_{k,k+1} = [\mathbf{h}_{CC}]_{k+1,k} \equiv \lambda$. All quantities will be given in arbitrary units, and we choose the chemical potential $\mu = 0$ as the zero of energy. We model the perpendicular orientation of the wire between the leads. In Fig. 4 (a), we illustrate the configuration in which only the end sites of the wire are coupled to their neighboring

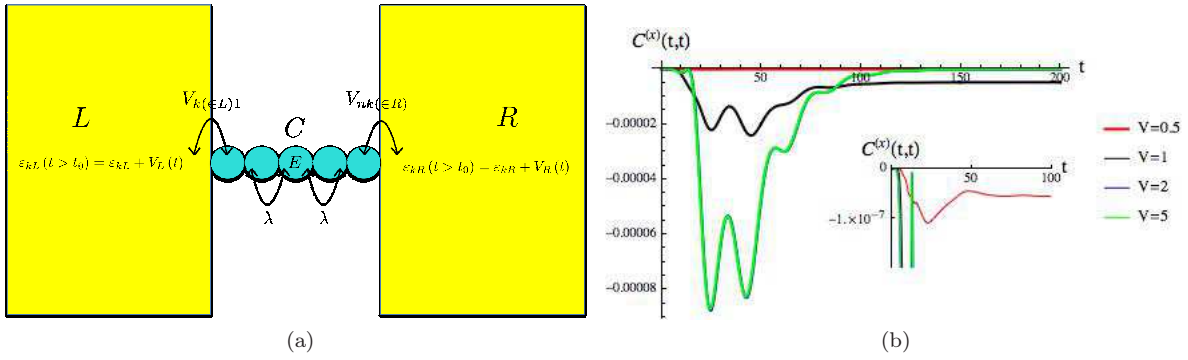


Figure 4: (a) Schematic of a typical two-lead molecular junction consisting of the left (L) and right (R) leads bridged by a molecular system C , which in this case is chosen to be a molecular wire composed of $N_s = 5$ atomic sites with nearest neighbour hopping. (b) Plot of $C^{(\times)}(t, t)$ for the switch-on of a constant bias $V = V_L = -V_R$, for the parameter choice $E = 1$, $\Gamma = 0.5$, $\lambda = 0.1$.

lead, in which case the only non-zero elements of the level width are $\Gamma_{L,11}$ and $\Gamma_{R,N_s N_s}$, where N_s is the number of molecular sites. For simplicity, we will assume that sites are symmetrically coupled to the left and right leads, $\Gamma_{L,11} = \Gamma/2 = \Gamma_{R,N_s N_s}$. We will now study the response of the cross-correlation in this system to the switch-on of both DC and AC biases.

4.2.1 Time-dependent response to a DC bias

In Fig 4 (b), we plot the cross-correlation $C^{(\times)}(t, t)$ through a molecular wire for different values of the static ($A_\alpha^{(1)} = 0 = A_\alpha^{(2)}$) bias $V = V_L = -V_R$, with $\Gamma = 0.5$, on-site energy $E = 1$ and the hopping parameter is set to $\lambda = 0.1$. In Fig. 4 (b), we observe the occurrence of a ‘kick’ in the cross-correlation signal beginning at a resonance time of about $t_{res} \simeq 20$, before the signal decays towards zero. This resonance is extremely small (shown in the inset to Fig. 4 (b)) when $V < E$, as in this case the on-site energy of the chain lies outside the bias window $[-V, V]$. The magnitude of the resonance sharply increases when E crosses into the bias window at $V = 1$, before saturating at a maximum value at around $V = 2$, which can be seen from the fact that the $V = 5$ (green) curve sits almost exactly on top of the $V = 2$ (blue) one. This resonance is transient, we associate it with the relaxation time taken for the system to reach its steady state.

In Fig 5 we exhibit the contour plot of $\text{Re}[C^{(\times)}(t + \tau, t)]$ for the $V = 5$ case, and for different numbers of atomic sites $N_s = 3, 4, 5, 6$. Unlike the single-site case in Fig. 3, and for instance the contour plots in Ref. [81], the magnitude of the cross-correlation is *not* in general maximized along the $\tau = 0$ diagonal. Instead, we see a very strong ‘ripple’ spreading out from the diagonal for all values of N_s with a maximum magnitude at a value of $\tau_{max} = t_1 - t_2$ satisfying the relation $\max|\text{Re}[C^{(\times)}(t + \tau, t)]| = \text{Re}[C^{(\times)}(t \pm \tau_{max}, t)]$. It appears from the plots 5 (a)-(d) that τ_{max} increases linearly with increasing N_s . In the $N_s = 5$ case $\tau_{max} \simeq 20$, i.e. it is roughly equal to the resonance time t_{res} in $C^{(\times)}(t, t)$, so we expect that the two time scales τ_{max} and t_{res} may be physically related.

The fact that τ_{max} increases with N_s implies that its position is due to the finite size of the molecular wire and its intrinsic properties. To understand this heuristically, one may consider the Schrödinger equation for a wire of N_s sites with a spacing of size 1 (i.e. of length $N_s - 1$), energy E and inter-site coupling λ . This leads to a dispersion $\varepsilon(k) = E + 2\lambda \cos(k)$, and therefore the traversal time for an electron of unit mass to pass through the wire is approximated by (note that $\hbar = 1$):

$$\tau_{traversal} \approx \frac{N_s - 1}{\partial_k \varepsilon(k)} = \frac{N_s - 1}{2\lambda \sin(k)} \quad (4.3)$$

Whereas this expression neglects the presence of the leads and cannot be taken as anything other than a rule of thumb, it indicates that we may investigate the interplay of λ and N_s should we wish to understand the effects on the dynamics of a finite system size.

In Figs. 6 (b) and (d), we show the results of calculations of the absolute value of the Fourier transform of $\lim_{t_0 \rightarrow -\infty} \text{Re}[C^{(\times)}(t + \tau, t)]$ with respect to τ . This is done for each value of N_s in Fig. 5 by fixing $t = 2000$ and evaluating a diagonal time slice of each plot shown there for $\tau \in [-200, 200]$. These time slices are shown in Fig. 8 (a) ($\lambda = 0.1$) and (c) ($\lambda = 0.5$). From Eqs. (3.1) and (3.14), the quantity plotted in Figs. 6 (b) and (d) satisfies the following identity:

$$\mathcal{F}[\text{Re}[C^{(\times)}(\tau + t, t)]; \Omega] = \frac{P_{LR}(\Omega) + P_{RL}(\Omega)}{2} \quad (4.4)$$

We are therefore simply plotting the absolute value of the average symmetrized cross-correlations in Figs. 6 (b) and (d). In Fig. 6 (b), we plot this for $\lambda = 0.1$, and observe oscillating resonant frequencies at values of $n\Omega_{N_s}$ for some intrinsic frequency Ω_{N_s} that depends on the length of the wire. We find that Ω_{N_s} decreases with increasing wire length. For example, the main $N_s = 5$ resonance occurs at $\Omega_5 \simeq 0.15$, corresponding to a time of $2\pi/\Omega_5 \simeq 40 \simeq 2\tau_{max}$, i.e. the distance between peaks on Fig.

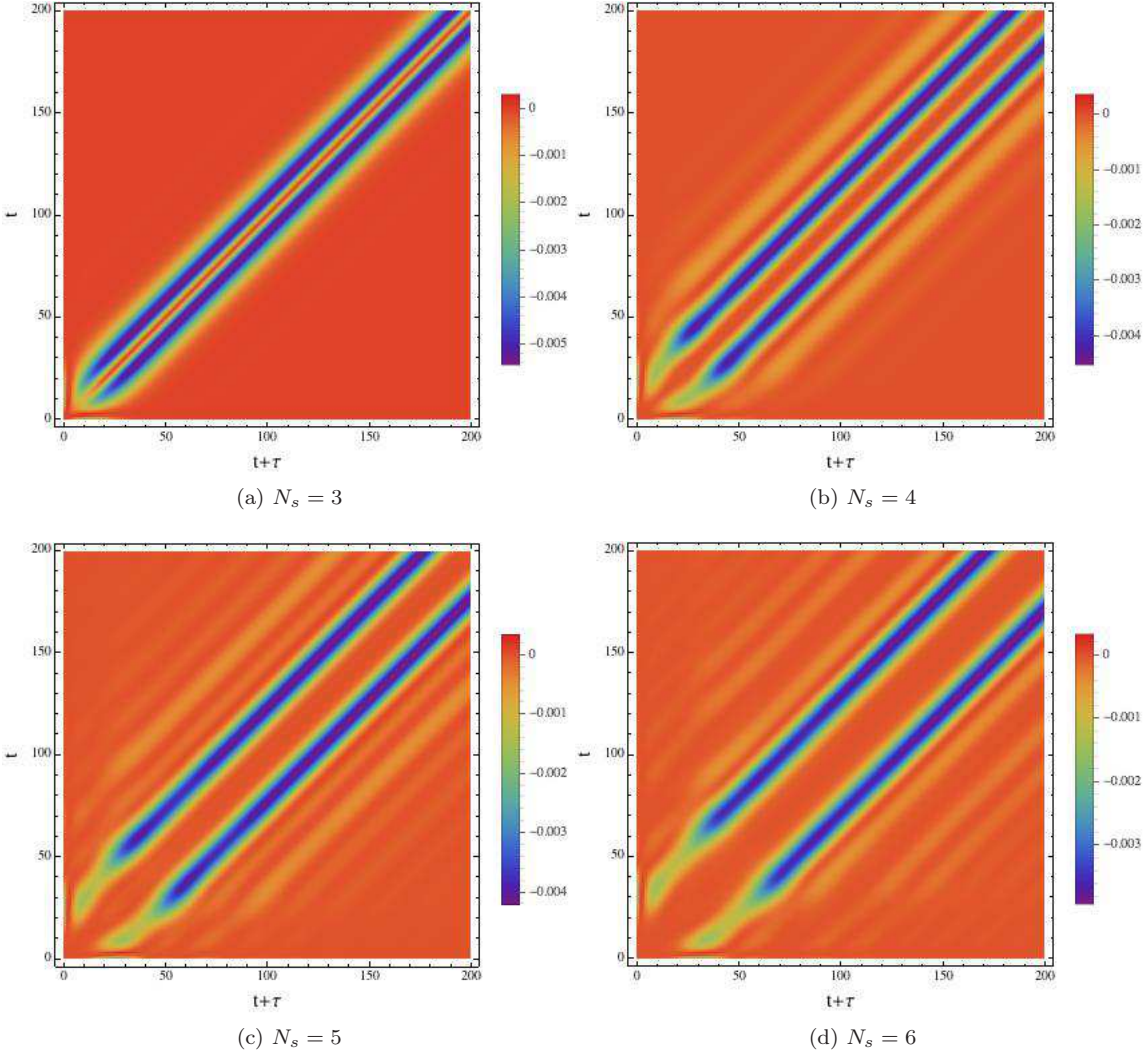


Figure 5: Plots of $\text{Re}[C^{(\times)}(t+\tau, t)]$ for $V = V_L = -V_R = 5$, $\lambda = 0.1$, $E = 1$, $\Gamma = 0.5$ where the number of sites is varied so that (a) $N_s = 3$, (b) $N_s = 4$, (c) $N_s = 5$ and (d) $N_s = 6$.

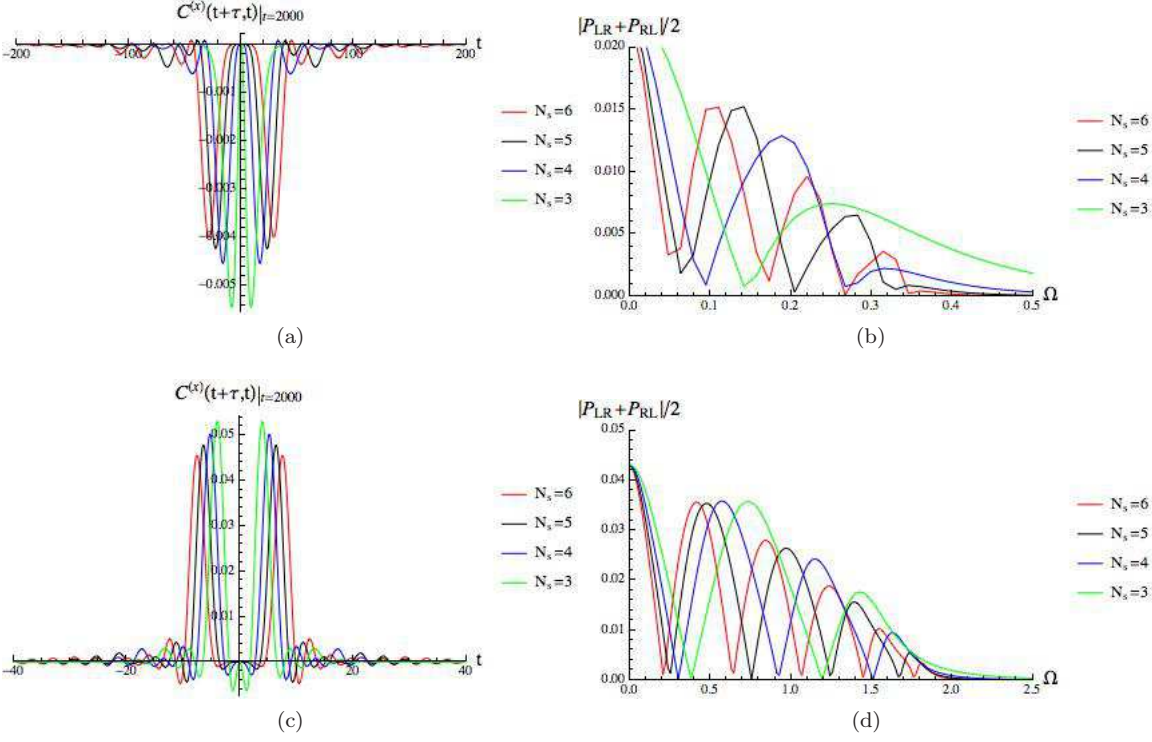


Figure 6: (a) Cross-section of $\text{Re}[C^{(\times)}(t+\tau, t)]_{t=2000}$ for the relative time range $\tau \in [-200, 200]$, with $\lambda = 0.1$. (b) Plot of the low frequency end of the average symmetrized power spectrum of cross-correlations, $(P_{LR}(\Omega) + P_{RL}(\Omega))/2$, obtained as the numerical Fourier transform of the signal in (a). (c) Cross-section of $\text{Re}[C^{(\times)}(t+\tau, t)]_{t=2000}$ for the relative time range $\tau \in [-40, 40]$, with $\lambda = 0.5$. (d) The low frequency region of $(P_{LR}(\Omega) + P_{RL}(\Omega))/2$ obtained from (c). We use the parameters $V = V_L = -V_R = 5$, $E = 1$, $\Gamma = 0.5$ throughout.

6 (a) and 5 (b). This is to be expected from the heuristic relation (4.3) and the contour plots of Fig. 5. When we increase the intersite coupling to $\lambda = 0.5$ in Fig. 6 (d), we find that the position of the main resonance, for each value of N_s , shifts by a factor of roughly 5, so that these peaks can be attributed to wire traversal events. We also see that the higher frequency modes occurring at multiples of Ω_{N_s} are stronger and more numerous in the $\lambda = 0.5$ case than for $\lambda = 0.1$. These modes correspond to the subsidiary ‘ripples’ seen to emanate from the main resonances in Fig. 5. Physically, these ripples are due to internally reflected electrons, or ‘circular currents’ that contribute weakly to the cross-lead correlations in each lead when compared with the main influence of electrons propagating directly from the other lead.

4.2.2 Time-dependent response to an AC bias

To understand how the timescale of the resonance occurring in the case of the perpendicular wire combines with an AC field, we will now compute the cross-correlations for the same type of driving that was studied in Ref. [88], where long transients were observed due to the relative sparsity of the level width matrix for a wire in the configuration of Fig. 4 (a). Specifically, we employ the bias (4.1) $V_L = 5$, $V_R = 5$, $A_L^{(1)} = 4 = A_R^{(1)}$, $A_L^{(2)} = 0 = A_R^{(2)}$, $\Omega_L = 1 = \Omega_R \equiv \Omega_D$, with the only difference between the leads coming from a symmetry-breaking phase: $\phi_L = 0$, $\phi_R = -\pi/2$. In Fig. 7 (a) we plot the $\tau = 0$ cross-correlation $C^{(\times)}(t, t)$ for different values of the end-site level width parameter Γ in a five-site wire. Similarly to Fig. 5 (a), we observe a resonance occurring in the absolute value of $C^{(\times)}(t, t)$ for the perpendicular five-site wire at most values of Γ , and the frequency of this resonance, given in Fig. 5 (b), does not appear to be related to the driving frequency Ω_D as it is unchanged from its position of $t_{res} \simeq 20$ in the static bias case considered above in Fig. 4 (b). After the resonance, the cross-correlation decays to a signal with a smaller amplitude, whilst retaining a complex periodic ‘ringing’ signal, as shown in the inset to Fig. 7 (a). In Fig. 7 (b), we plot the absolute value of the Fourier transform of the signal in Fig. 7 (a) with respect to the *measurement time*, i.e. we compute $|\mathcal{F}[C^{(\times)}(t, t); \omega]|$. In addition to the peak at $\omega = \Omega_D$ corresponding to the regular PAT process seen in Fig. 2, we observe an additional peak at a much lower frequency that does not occur in the single level case, occurring at $\omega_{res} \simeq 0.3\Omega_D$. This frequency should be distinguished from the resonance in the steady state correlations, Ω_{N_s} : it corresponds to the ‘kick’ that the *diagonal* ($\tau = 0$) cross-correlation receives at $t_{res} \simeq 20$, via the relation $\omega_{res} = 2\pi/t_{res}$. This peak becomes increasingly dominant as Γ is decreased from 5 to 1. In Fig. 7 (c) we plot $C^{(\times)}(t, t)$ for $\Gamma \in [0.05, 1]$. It is seen that the resonance at $\omega_{res} \simeq 0.3\Omega_D$ continues to grow as Γ decreases, before saturating in the region of $\Gamma = 0.25$, whereupon the resonance decays into a less singular form. This is reflected in the frequency spectrum of this signal, shown in Fig. 7 (d), which shows how the resonance continues to grow before reaching the saturation value of Γ and splitting into two smaller resonant peaks as Γ tends

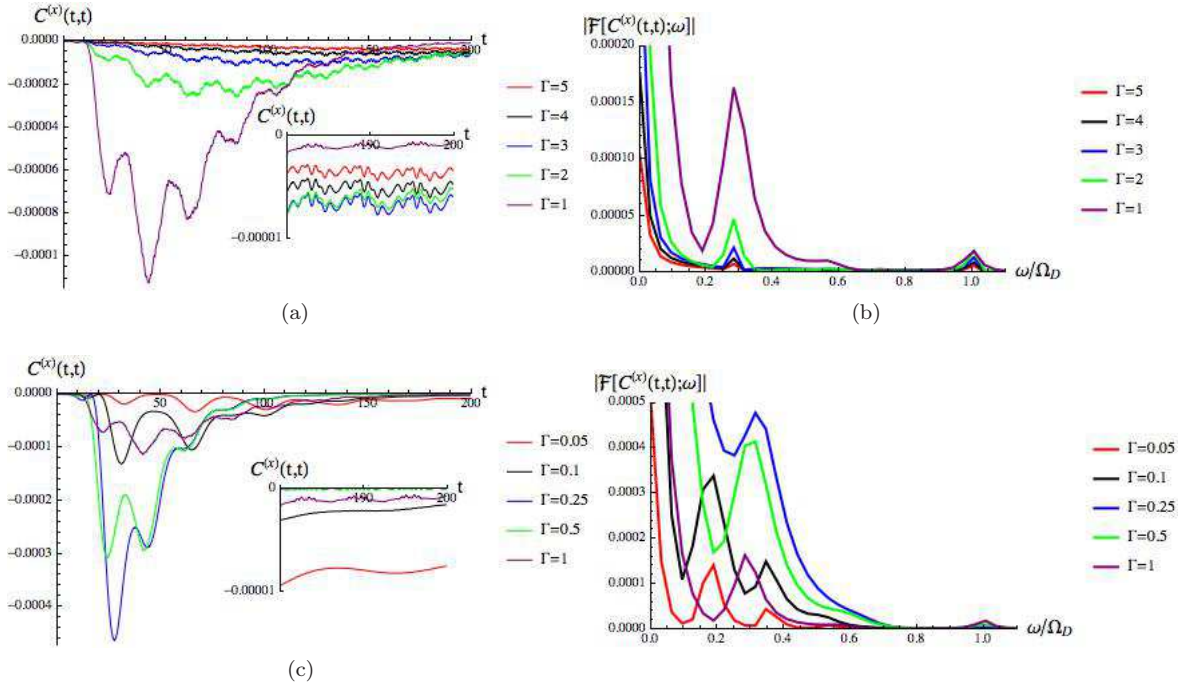


Figure 7: (a) Plot of $C^{(\times)}(t, t)$ for $\Gamma \in [1, 5]$. (b) Plot of the low-frequency end of the absolute value of the Fourier transform $\mathcal{F}[C^{(\times)}(t, t); \omega]$ for the same parameters as (a), in units of the fundamental driving frequency Ω_D . (c) Plot of $C^{(\times)}(t, t)$ for $\Gamma \in [0.05, 1]$. (d) Plot of the low-frequency end of $|\mathcal{F}[C^{(\times)}(t, t); \omega]|$ for the same parameters as (c). Parameters chosen are $V_L = 5$, $V_R = 5$, $A_L^{(1)} = 4 = A_R^{(1)}$, $A_L^{(2)} = 0 = A_R^{(2)}$, $\Omega_L = 1 = \Omega_R \equiv \Omega_D$, $\phi_L = 0$, $\phi_R = -\pi/2$, $N_s = 5$, $\lambda = 0.1$.

to 0.

The frequency of the resonance in Figs. 7 (b) and (d) is located at about $0.3 - 0.35\Omega_D$ regardless of whether the bias is AC or DC, and seems to be only moderately affected by changes in Γ . We therefore suspect that it is due to the finite size and intrinsic properties of the wire. In Fig. 8, we present calculations of the cross-correlation in the same system, this time varying the hopping parameter λ and keeping the coupling parameter fixed at $\Gamma = 0.5$. Fig. 8 (a) shows that, as λ is doubled from 0.1 to 0.2, the time at which the resonance kicks in is approximately halved, before being scaled down by a factor of $\sim 2/3$ as λ is further increased to 0.3. This is reflected in the Fourier Transform of these signals shown in Fig. 8 (b), which show that the position of the resonant frequency increases linearly with increasing λ , as expected from the heuristic relation (4.3). As we continue to increase the coupling parameter, the duration of the transient resonance becomes shorter until it approaches the time of 2π , i.e. the time period of the fundamental driving frequency $\omega_{res} = \Omega_D$ at around $\lambda = 0.3$. For values of the coupling greater than this, we see indeed in Fig. 8 (c) that that timescale of the transient becomes smaller than the timescale associated with the driving. The frequency spectrum of cross-correlations, shown in Fig. 8 (d), contains peaks at $\omega_{res} \simeq 1.4\Omega_D$ (when $\lambda = 0.4$) and $\omega_{res} \simeq 1.75\Omega_D$ (when $\lambda = 0.5$), corresponding to a continuation of the linear dependence of the transient resonant frequency on λ . However, when we cross into the regime of $\lambda/\Gamma > 1$ (purple line), this resonance has been submerged beneath the growing resonances at integer values of ω/Ω_D , a fact which is reflected in the strongly oscillating signal of the purple line in Fig. 8 (c). These resonances continue into the high-frequency part of the spectrum beyond the narrow window exhibited here, and are due to PAT processes.

4.2.3 Discussion of the results for the molecular wire

The calculations presented here point to a rather clear physical interpretation of the transient behaviour of cross-correlations in extended systems. There are three factors which compete to determine how long electrons take to cross the nanojunction: the strength of the end-site coupling Γ , the length of the wire $N_s - 1$ and the internal hopping parameter λ . When $\Gamma/\lambda > 1$, the molecular wire is more resistant to propagating electrons than the molecule-electrode interface. Although the large value of Γ tends to reduce the lifetime of molecular modes, the small value of λ makes it difficult for tunneling between sites to occur. This means that the time taken for electrons to traverse the molecular region is significantly longer than the timescale of the external driving field, and so the currents in each lead, $I_L(t)$ and $I_R(t)$ become more strongly correlated at about the time taken for electrons to propagate between the leads following the switch-on. This explains the resonant ‘kick’ at $t_{res} \simeq 20$ in Figs. 7 (a) and (c), which remains at this time so long as $\Gamma > \lambda$. However, as Γ is decreased to the weak coupling regime of $\Gamma/\lambda < 1$, we enter a regime in which the lifetime of modes on the molecular sites exceeds that taken to tunnel between sites and so the traversal time is increased. This explains the splitting of the single frequency peak in Fig. 7 (d) into two smaller peaks.

The position of the resonance in frequency space is determined by λ and N_s . Physically, as the coupling between molecular

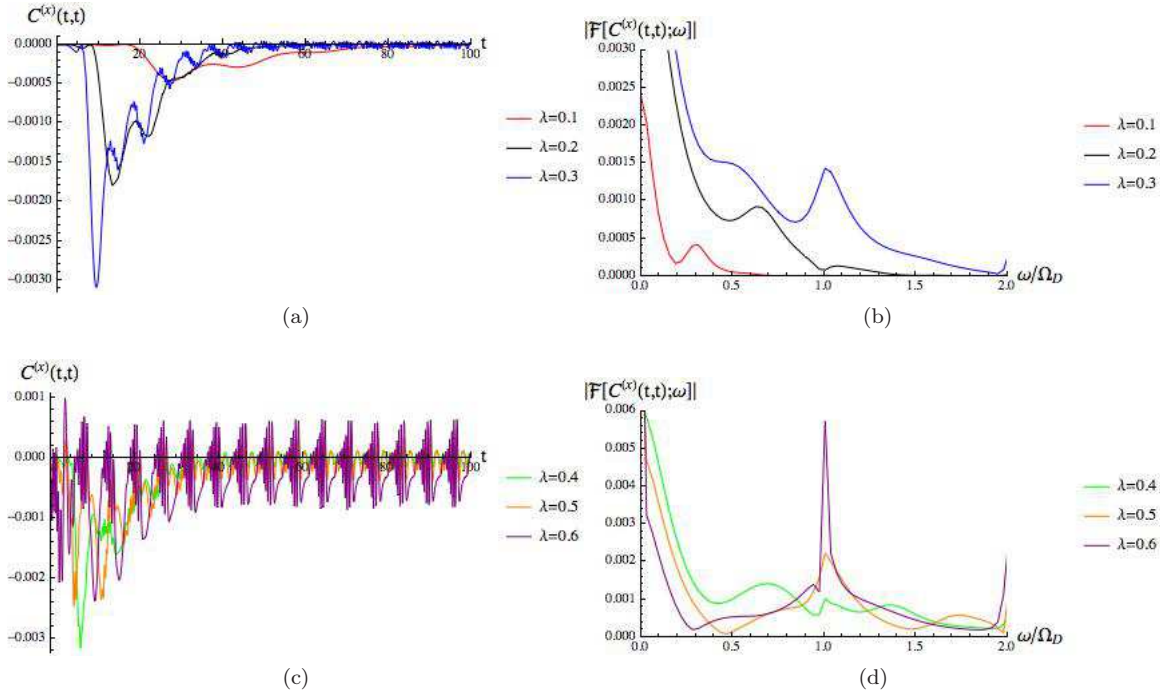


Figure 8: (a) Plot of $C^{(\times)}(t, t)$ for $\lambda \in [0.1, 0.3]$. (b) Plot of the low-frequency end of the absolute value of the Fourier transform $\mathcal{F}[C^{(\times)}(t, t); \omega]$ for the same parameters as in (a), in units of the fundamental driving frequency Ω_D . (c) Plot of $C^{(\times)}(t, t)$ for $\lambda \in [0.4, 0.6]$. (d) Plot of the low-frequency end of $|\mathcal{F}[C^{(\times)}(t, t); \omega]|$ for the same parameters as in (c). Parameters chosen are $V_L = 5$, $V_R = 5$, $A_L^{(1)} = 4 = A_R^{(1)}$, $A_L^{(2)} = 0 = A_R^{(2)}$, $\Omega_L = 1 = \Omega_R \equiv \Omega_D$, $\phi_L = 0$, $\phi_R = -\pi/2$, $N_s = 5$.

sites is increased, it becomes increasingly easier for electrons to traverse the wire. In the DC case we saw that increasing the value of λ increases the strength of reflected currents within the molecular wire. In the AC case, we found that in the regime of $\lambda \sim \Gamma \sim \Omega_D$, the time taken for electrons to pass from lead L to lead R is smaller than the rate at which photon-assisted electrons tunnel from the lead onto the molecule. In this regime, the electrons can travel between leads in less time than it takes for the signal driving them to undergo an appreciable change.

Once the resonance in $C^{(\times)}(t, t)$ has died out, a steady state is achieved which is oscillatory in the case of an AC bias, and stationary in the case of a DC bias. In the latter case, we saw the emergence of a regime in which each lead at time t felt the influence of the other most strongly at a time shifted by τ_{max} , which was roughly equal to the time t_{res} , and which changed with N_s and λ in the same way as t_{res} . This suggests the existence of a time delay for information to propagate between the L and R leads that shows up in the low frequency power spectrum, and in the equal time cross-correlations. The question of how to define the traversal time for electrons tunneling across a nanostructure has been the subject of much debate, with a variety of different definitions proposed, mainly based on the rate of change of wavepacket phase with respect to momentum [104, 105]. The results presented here point to a new method of determining this time for large molecular structures, namely, by identifying the low frequency resonances in the transient of $C^{(\times)}(t, t)$, or in the steady-state Fourier transform of $C^{(\times)}(t + \tau, t)$ with respect to the time difference τ .

5 Conclusions

In this paper we have presented a formalism for the calculation of the time-dependent quantum current correlations in nanojunctions which can be used to study the transient current cross-correlations following a partition-free bias switch-on process. The switched on bias may have any time-dependence: our approach is not restricted to periodic or constant biases. Moreover, our formalism applies to any molecular structure to which the WBLA applies and will be very useful for transport calculations on large molecular structures. Importantly, it perfectly reproduces the steady-state quantum noise formulas obtained previously in Refs. [33, 32, 81] under the appropriate limits.

We then presented calculations of the cross-lead current correlations both in the full two-time plane and for the equal time ($\tau = 0$) case. Whereas in the single level case, the magnitude of cross-correlations was maximized for a correlation delay time $\tau_{max} = 0$, τ_{max} was increased significantly with an increase in the number N_s of atoms in a wire and with decreasing intersite hopping strength λ , so we naturally interpret it as the traversal time for electronic information to cross the nanojunction. In addition, a resonance was observed in the $\tau = 0$ cross-correlation at a time t_{res} that could be orders of magnitude greater than the time taken for electrons to tunnel onto the molecule. We found that t_{res} was independent of the particular bias chosen but scaled linearly with N_s and $1/\lambda$. This points once again to a signature of the traversal time in the cross-correlations. Therefore

we anticipate that our method can be used to determine electron traversal times in a rather more precise way than that offered by heuristic arguments. This will be useful for functional device applications, for example in determining the maximum operating frequencies in extended molecules used as switches or frequency sensors in real circuits.

We emphasize that we have only begun to explore the parameter space and system size that is now accessible within the biharmonic bias model of Eq. (4.1). The calculations presented in this paper were intended to complement numerical work done in Refs. [87, 88] and therefore only used a single harmonic driving term. They were also applied to very simple model systems, although our formulas are general and may be applied efficiently to a comparatively larger systems, such as CNT and GNR. In forthcoming work we will use the method described in the Numerics section to estimate the traversal time for these kind of structures. We will also show how the formulas presented in Appendix E can be used to achieve AC-DC rectification, or charge pumping, by including the second harmonic in Eq. (4.1) and manipulating the TR symmetry-breaking phase ϕ_α appearing in the first harmonic.

Acknowledgements Michael Ridley was supported through a studentship in the Centre for Doctoral Training on Theory and Simulation of Materials at Imperial College funded by the Engineering and Physical Sciences Research Council under grant number EP/G036888/1.

A - Dyson Equations for Matrix Blocks of the Green's Function

A.1 Lead-Molecule Coupling Terms

In this section, the first and fourth terms in (2.18) will be evaluated. First one utilises the fact that the Dyson equations for the full $\alpha - C$ and $C - \alpha$ Green's functions blocks are given by:

$$\mathbf{G}_{\alpha C}(z_1, z_2) = \int_{\gamma} d\bar{z} \mathbf{g}_{\alpha\alpha}(z_1, \bar{z}) \mathbf{h}_{\alpha C}(\bar{z}) \mathbf{G}_{CC}(\bar{z}, z_2) \quad (\text{A.1})$$

$$\mathbf{G}_{C\alpha}(z_1, z_2) = \int_{\gamma} d\bar{z} \mathbf{G}_{CC}(z_1, \bar{z}) \mathbf{h}_{C\alpha}(\bar{z}) \mathbf{g}_{\alpha\alpha}(\bar{z}, z_2) \quad (\text{A.2})$$

We now introduce the notation (z_1^-, z_2^+) to denote that the first argument is always on the upper branch C_- of the Konstantinov-Perel' contour, and the second argument always on the lower branch C_+ , and therefore that the second argument is always 'later' on the contour than the first. (z_1^+, z_2^-) denotes the opposite ordering of contour positions, and retaining this ordering is necessary to obtain the correct initial conditions when the limit $t_1, t_2 \rightarrow t_0$ is taken. Next we apply the Langreth rules [92, 93] to Eqs. (A.1) and (A.2) to give:

$$\mathbf{G}_{\alpha C}^>(t_1, t_2) = [\mathbf{g}_{\alpha\alpha}^> \mathbf{h}_{\alpha C} \cdot \mathbf{G}_{CC}^a + \mathbf{g}_{\alpha\alpha}^r \mathbf{h}_{\alpha C} \cdot \mathbf{G}_{CC}^> + \mathbf{g}_{\alpha\alpha}^\top \mathbf{h}_{\alpha C} \star \mathbf{G}_{CC}^\Gamma]_{(t_1^+, t_2^-)} \quad (\text{A.3})$$

$$\mathbf{G}_{\beta C}^<(t_2, t_1) = [\mathbf{g}_{\beta\beta}^< \mathbf{h}_{\beta C} \cdot \mathbf{G}_{CC}^a + \mathbf{g}_{\beta\beta}^r \mathbf{h}_{\beta C} \cdot \mathbf{G}_{CC}^< + \mathbf{g}_{\beta\beta}^\top \mathbf{h}_{\beta C} \star \mathbf{G}_{CC}^\Gamma]_{(t_2^-, t_1^+)} \quad (\text{A.4})$$

$$\mathbf{G}_{C\beta}^>(t_1, t_2) = [\mathbf{G}_{CC}^> \cdot \mathbf{h}_{C\beta} \mathbf{g}_{\beta\beta}^a + \mathbf{G}_{CC}^r \cdot \mathbf{h}_{C\beta} \mathbf{g}_{\beta\beta}^> + \mathbf{G}_{CC}^\top \star \mathbf{h}_{C\beta} \mathbf{g}_{\beta\beta}^\Gamma]_{(t_1^+, t_2^-)} \quad (\text{A.5})$$

$$\mathbf{G}_{C\alpha}^<(t_2, t_1) = [\mathbf{G}_{CC}^< \cdot \mathbf{h}_{C\alpha} \mathbf{g}_{\alpha\alpha}^a + \mathbf{G}_{CC}^r \cdot \mathbf{h}_{C\alpha} \mathbf{g}_{\alpha\alpha}^< + \mathbf{G}_{CC}^\top \star \mathbf{h}_{C\alpha} \mathbf{g}_{\alpha\alpha}^\Gamma]_{(t_2^-, t_1^+)} \quad (\text{A.6})$$

These expressions are combined with the definition of the embedding self-energy to give:

$$\begin{aligned} & \mathbf{h}_{C\alpha} \mathbf{G}_{\alpha C}^>(t_1, t_2) \mathbf{h}_{C\beta} \mathbf{G}_{\beta C}^<(t_2, t_1) + \mathbf{G}_{C\beta}^>(t_1, t_2) \mathbf{h}_{\beta C} \mathbf{G}_{C\alpha}^<(t_2, t_1) \mathbf{h}_{\alpha C} = \\ & (\Sigma_\alpha^> \cdot \mathbf{G}_{CC}^a + \Sigma_\alpha^r \cdot \mathbf{G}_{CC}^> + \Sigma_\alpha^\top \star \mathbf{G}_{CC}^\Gamma)_{(t_1^+, t_2^-)} (\Sigma_\beta^< \cdot \mathbf{G}_{CC}^a + \Sigma_\beta^r \cdot \mathbf{G}_{CC}^< + \Sigma_\beta^\top \star \mathbf{G}_{CC}^\Gamma)_{(t_2^-, t_1^+)} \\ & + (\mathbf{G}_{CC}^> \cdot \Sigma_\beta^a + \mathbf{G}_{CC}^r \cdot \Sigma_\beta^> + \mathbf{G}_{CC}^\top \star \Sigma_\beta^\Gamma)_{(t_1^+, t_2^-)} (\mathbf{G}_{CC}^< \cdot \Sigma_\alpha^a + \mathbf{G}_{CC}^r \cdot \Sigma_\alpha^< + \mathbf{G}_{CC}^\top \star \Sigma_\alpha^\Gamma)_{(t_2^-, t_1^+)} \end{aligned} \quad (\text{A.7})$$

A.2 Lead-Lead and Molecule-Molecule Terms

In this section the second and third terms in (2.18) will be evaluated. The EoM for the full GF is projected onto the $\alpha\beta$ region:

$$\left[i \frac{d}{dz_1} - \mathbf{h}_{\alpha\alpha}(z_1) \right] \mathbf{G}_{\alpha\beta}(z_1, z_2) = \mathbf{I}_\alpha \delta_{\alpha\beta} \delta(z_1, z_2) + \mathbf{h}_{\alpha C}(z_1) \mathbf{G}_{C\beta}(z_1, z_2) \quad (\text{A.8})$$

$$\mathbf{G}_{\alpha\beta}(z_1, z_2) \left[-i \frac{\overleftarrow{d}}{dz_2} - \mathbf{h}_{\beta\beta}(z_2) \right] = \mathbf{I}_\alpha \delta_{\alpha\beta} \delta(z_1, z_2) + \mathbf{G}_{\alpha C}(z_1, z_2) \mathbf{h}_{C\beta}(z_2) \quad (\text{A.9})$$

We insert the fomulae (A.1) and (A.2) into these EoM to get:

$$\left[i \frac{d}{dz_1} - \mathbf{h}_{\alpha\alpha}(z_1) \right] \mathbf{G}_{\alpha\beta}(z_1, z_2) = \mathbf{I}_\alpha \delta_{\alpha\beta} \delta(z_1, z_2) + \int_\gamma d\bar{z} \mathbf{h}_{\alpha C}(z_1) \mathbf{G}_{CC}(z_1, \bar{z}) \mathbf{h}_{C\beta}(\bar{z}) \mathbf{g}_{\beta\beta}(\bar{z}, z_2) \quad (\text{A.10})$$

$$\mathbf{G}_{\alpha\beta}(z_1, z_2) \left[-i \frac{\overleftarrow{d}}{dz_2} - \mathbf{h}_{\beta\beta}(z_2) \right] = \mathbf{I}_\alpha \delta_{\alpha\beta} \delta(z_1, z_2) + \int_\gamma d\bar{z} \mathbf{g}_{\alpha\alpha}(z_1, \bar{z}) \mathbf{h}_{\alpha C}(\bar{z}) \mathbf{G}_{CC}(\bar{z}, z_2) \mathbf{h}_{C\beta}(z_2) \quad (\text{A.11})$$

Introducing the GF of the bare leads,

$$\left[i \frac{d}{dz_1} - \mathbf{h}_{\alpha\alpha}(z_1) \right] \mathbf{g}_{\alpha\alpha}(z_1, z_2) = \mathbf{I}_\alpha \delta(z_1, z_2) \quad (\text{A.12})$$

we can extract the desired Dyson equation:

$$\mathbf{G}_{\alpha\beta}(z_1, z_2) = \mathbf{g}_{\alpha\alpha}(z_1, z_2) \delta_{\alpha\beta} + \int_\gamma d\bar{z} d\bar{z}' \mathbf{g}_{\alpha\alpha}(z_1, \bar{z}) \mathbf{h}_{\alpha C}(\bar{z}) \mathbf{G}_{CC}(\bar{z}, \bar{z}') \mathbf{h}_{C\beta}(\bar{z}') \mathbf{g}_{\beta\beta}(\bar{z}', z_2) \quad (\text{A.13})$$

Once more applying the Langreth rules, the greater and lesser GFs can then be found:

$$\begin{aligned} \mathbf{G}_{\alpha\beta}^>(t_1, t_2) &= \mathbf{g}_{\alpha\alpha}^>(t_1, t_2) \delta_{\alpha\beta} + \left[(\mathbf{g}_{\alpha\alpha}^> \mathbf{h}_{\alpha C} \cdot \mathbf{G}_{CC}^a + \mathbf{g}_{\alpha\alpha}^r \mathbf{h}_{\alpha C} \oslash \mathbf{G}_{CC}^> + \mathbf{g}_{\alpha\alpha}^\nabla \mathbf{h}_{\alpha C} \star \mathbf{G}_{CC}^\nabla) \cdot \mathbf{h}_{C\beta} \mathbf{g}_{\beta\beta}^a \right. \\ &\quad \left. + \mathbf{g}_{\alpha\alpha}^r \mathbf{h}_{\alpha C} \cdot \mathbf{G}_{CC}^r \cdot \mathbf{h}_{C\beta} \mathbf{g}_{\beta\beta}^> + (\mathbf{g}_{\alpha\alpha}^r \mathbf{h}_{\alpha C} \cdot \mathbf{G}_{CC}^\nabla + \mathbf{g}_{\alpha\alpha}^\nabla \mathbf{h}_{\alpha C} \star \mathbf{G}_{CC}^M) \star \mathbf{h}_{C\beta} \mathbf{g}_{\beta\beta}^\nabla \right]_{(t_1^+, t_2^-)} \end{aligned} \quad (\text{A.14})$$

$$\begin{aligned} \mathbf{G}_{\beta\alpha}^<(t_2, t_1) &= \mathbf{g}_{\alpha\alpha}^<(t_2, t_1) \delta_{\alpha\beta} + \left[(\mathbf{g}_{\beta\beta}^< \mathbf{h}_{\beta C} \cdot \mathbf{G}_{CC}^a + \mathbf{g}_{\beta\beta}^r \mathbf{h}_{\beta C} \cdot \mathbf{G}_{CC}^< + \mathbf{g}_{\beta\beta}^\nabla \mathbf{h}_{\beta C} \star \mathbf{G}_{CC}^\nabla) \cdot \mathbf{h}_{C\alpha} \mathbf{g}_{\alpha\alpha}^a \right. \\ &\quad \left. + \mathbf{g}_{\beta\beta}^r \mathbf{h}_{\beta C} \cdot \mathbf{G}_{CC}^r \cdot \mathbf{h}_{C\alpha} \mathbf{g}_{\alpha\alpha}^< + (\mathbf{g}_{\beta\beta}^r \mathbf{h}_{\beta C} \cdot \mathbf{G}_{CC}^\nabla + \mathbf{g}_{\beta\beta}^\nabla \mathbf{h}_{\beta C} \star \mathbf{G}_{CC}^M) \star \mathbf{h}_{C\alpha} \mathbf{g}_{\alpha\alpha}^\nabla \right]_{(t_2^-, t_1^+)} \end{aligned} \quad (\text{A.15})$$

We are thus able to write the second and third terms in the correlation function (2.18) in terms of self energy and GF components:

$$\begin{aligned} \mathbf{h}_{C\alpha} \mathbf{G}_{\alpha\beta}^>(t_1, t_2) \mathbf{h}_{\beta C} &= \Sigma_\alpha^>(t_1, t_2) \delta_{\alpha\beta} + \left[(\Sigma_\alpha^> \cdot \mathbf{G}_{CC}^a + \Sigma_\alpha^r \cdot \mathbf{G}_{CC}^> + \Sigma_\alpha^\nabla \star \mathbf{G}_{CC}^\nabla) \cdot \Sigma_\beta^a \right. \\ &\quad \left. + \Sigma_\alpha^r \cdot \mathbf{G}_{CC}^r \cdot \Sigma_\beta^> + (\Sigma_\alpha^r \cdot \mathbf{G}_{CC}^\nabla + \Sigma_\alpha^\nabla \star \mathbf{G}_{CC}^M) \star \Sigma_\beta^\nabla \right]_{(t_1^+, t_2^-)} \end{aligned} \quad (\text{A.16})$$

$$\begin{aligned} \mathbf{h}_{C\beta} \mathbf{G}_{\beta\alpha}^<(t_2, t_1) \mathbf{h}_{\alpha C} &= \Sigma_\alpha^<(t_2, t_1) \delta_{\alpha\beta} + \left[(\Sigma_\beta^< \cdot \mathbf{G}_{CC}^a + \Sigma_\beta^r \cdot \mathbf{G}_{CC}^< + \Sigma_\beta^\nabla \star \mathbf{G}_{CC}^\nabla) \cdot \Sigma_\alpha^a \right. \\ &\quad \left. + \Sigma_\beta^r \cdot \mathbf{G}_{CC}^r \cdot \Sigma_\alpha^< + (\Sigma_\beta^r \cdot \mathbf{G}_{CC}^\nabla + \Sigma_\beta^\nabla \star \mathbf{G}_{CC}^M) \star \Sigma_\alpha^\nabla \right]_{(t_2^-, t_1^+)} \end{aligned} \quad (\text{A.17})$$

To simplify these expressions we use an identity [83, 68]:

$$(\Sigma_\alpha^\nabla \star \mathbf{G}_{CC}^M \star \Sigma_\beta^\nabla)_{(t_1, t_2)} = 0 \quad (\text{A.18})$$

This enables us to neglect the terms in the correlation function arising from a double convolution on C_M in Eqs. (A.16) and (A.17), so that in conjunction with Eq. (A.7) one finally obtains the correlation function in Eq. (2.19).

B - Green's Functions and Self-Energies for the Time-Dependent Model Hamiltonian

We have previously obtained all Green's Functions and self-energy components for the switch-on process described by the Hamiltonian in Eq. (2.1) [90]. We list these below for expediency:

$$\mathbf{G}_{CC}^r(t_1, t_2) = -i\theta(t_1 - t_2) e^{-i\tilde{\mathbf{h}}_{CC}^{eff}(t_1-t_2)} e^{-i\varphi_C(t_1, t_2)} \quad (\text{B.1})$$

$$\mathbf{G}_{CC}^a(t_1, t_2) = i\theta(t_2 - t_1) e^{-i(\tilde{\mathbf{h}}_{CC}^{eff})^\dagger(t_1-t_2)} e^{-i\varphi_C(t_1, t_2)} \quad (\text{B.2})$$

$$\mathbf{G}_{CC}^M(\tau_1, \tau_2) = \frac{i}{\beta} \sum_{q=-\infty}^{\infty} e^{-\omega_q(\tau_1-\tau_2)} \begin{cases} (\omega_q - \mathbf{h}_{CC}^{eff} + \mu)^{-1}, & \text{Im}(\omega_q) > 0 \\ (\omega_q - (\mathbf{h}_{CC}^{eff})^\dagger + \mu)^{-1}, & \text{Im}(\omega_q) < 0 \end{cases} \quad (\text{B.3})$$

$$\mathbf{G}_{CC}^\top(t_1, \tau_2) = e^{-i\tilde{\mathbf{h}}^{eff}(t_1-t_0)} e^{-i\varphi_C(t_1, t_0)} \left[\mathbf{G}^M(0^+, \tau_2) - i \int_{t_0}^{t_1} d\bar{t} e^{i\tilde{\mathbf{h}}^{eff}(\bar{t}-t_0)} e^{i\varphi_C(\bar{t}, t_0)} [\boldsymbol{\Sigma}^\top \star \mathbf{G}^M]_{(\bar{t}, \tau_2)} \right]$$

$$\mathbf{G}_{CC}^\Gamma(\tau_1, t_2) = \left[\mathbf{G}^M(\tau_1, 0^+) + i \int_{t_0}^{t_2} d\bar{t} [\mathbf{G}^M \star \boldsymbol{\Sigma}^\Gamma]_{(\tau_1, \bar{t})} e^{-i(\tilde{\mathbf{h}}^{eff})^\dagger(\bar{t}-t_0)} e^{-i\varphi_C(\bar{t}, t_0)} \right] e^{i(\tilde{\mathbf{h}}^{eff})^\dagger(t_2-t_0)} e^{i\varphi_C(t_2, t_0)} \quad (\text{B.4})$$

$$\boldsymbol{\Sigma}_\alpha^r(t_1, t_2) = -\frac{i\boldsymbol{\Gamma}_\alpha}{2} \delta(t_1 - t_2) \quad (\text{B.5})$$

$$\boldsymbol{\Sigma}_\alpha^a(t_1, t_2) = \frac{i\boldsymbol{\Gamma}_\alpha}{2} \delta(t_1 - t_2) \quad (\text{B.6})$$

$$\boldsymbol{\Sigma}_\alpha^M(\tau_1, \tau_2) = \frac{i}{\beta} \sum_{q=-\infty}^{\infty} e^{-\omega_q(\tau_1-\tau_2)} \frac{i\boldsymbol{\Gamma}_\alpha}{2} \begin{cases} -1, & \text{Im}(\omega_q) > 0 \\ +1, & \text{Im}(\omega_q) < 0 \end{cases} \quad (\text{B.7})$$

$$\boldsymbol{\Sigma}_\alpha^\top(t_1, \tau_2) = \frac{i\boldsymbol{\Gamma}_\alpha}{\beta} \sum_{q=-\infty}^{\infty} e^{-i\psi_\alpha(t_1, t_0)} e^{\omega_q \tau_2} \int \frac{d\omega}{2\pi} \frac{e^{-i\omega(t_1-t_0)}}{\omega_q - \omega + \mu_\alpha} \quad (\text{B.8})$$

$$\boldsymbol{\Sigma}_\alpha^\Gamma(\tau_1, t_2) = \frac{i\boldsymbol{\Gamma}_\alpha}{\beta} \sum_{q=-\infty}^{\infty} e^{-\omega_q \tau_1} e^{i\psi_\alpha(t_2, t_0)} \int \frac{d\omega}{2\pi} \frac{e^{i\omega(t_2-t_0)}}{\omega_q - \omega + \mu_\alpha} \quad (\text{B.9})$$

$$\boldsymbol{\Sigma}_\alpha^{\leq}(t_1, t_2) = \pm i\boldsymbol{\Gamma}_\alpha e^{-i\psi_\alpha(t_1, t_2)} \int \frac{d\omega}{2\pi} f(\pm(\omega - \mu)) e^{-i\omega(t_1-t_2)} \quad (\text{B.10})$$

C - Steady-State Results

In the limits of long time and static bias, the general WBLA formula for the two-time correlation given in Eq. (2.28) may be mapped to the frequency domain as a summation over five terms:

$$C_{\alpha\beta}(\Omega) = \sum_{i=1}^5 C_{\alpha\beta}^{(i)}(\Omega) \quad (\text{C.1})$$

The first term is nonzero only when $\alpha = \beta$

$$C_{\alpha\beta}^{(1)}(\Omega) = \lim_{t_0 \rightarrow -\infty, V_\alpha(t) \rightarrow V_\alpha} \int d\tau e^{i\Omega\tau} \delta_{\alpha\beta} 4q^2 \text{Tr}_C [\boldsymbol{\Sigma}_\alpha^>(t_1, t_2) \mathbf{G}_{CC}^<(t_2, t_1) + \mathbf{G}_{CC}^>(t_1, t_2) \boldsymbol{\Sigma}_\alpha^<(t_2, t_1)]$$

$$= \delta_{\alpha\beta} 4q^2 \sum_\gamma \int \frac{d\omega}{2\pi} [(1 - f_\alpha(\omega + \Omega - \mu)) f_\gamma(\omega - \mu) + (1 - f_\gamma(\omega - \mu)) f_\alpha(\omega - \Omega - \mu)] T_{\gamma\alpha}(\omega) \quad (\text{C.2})$$

where we have introduced the transmission probability

$$T_{\gamma\alpha}(\omega) \equiv \text{Tr}_C [\boldsymbol{\Gamma}_\alpha \mathbf{G}^r(\omega) \boldsymbol{\Gamma}_\gamma \mathbf{G}^a(\omega)] \quad (\text{C.3})$$

Following the interpretative scheme of Ref. [31], we identify the physical origin of this term in processes involving the excitation and propagation of a quasiparticle electron-hole pair, one of which is excited by an energy of $\hbar\Omega$ with respect to the other. The other terms in $C_{\alpha\beta}(\Omega)$ occur in higher orders of the level width and involve more complicated electron-hole energy transfer processes:

$$C_{\alpha\beta}^{(2)}(\Omega) = \lim_{t_0 \rightarrow -\infty, V_\alpha(t) \rightarrow V_\alpha} \int d\tau e^{i\Omega\tau} 4q^2 \text{Tr}_C \left[\mathbf{\Gamma}_\alpha \mathbf{G}_{CC}^>(t+\tau, t) \mathbf{\Gamma}_\beta \mathbf{G}_{CC}^<(t, t+\tau) \right]$$

$$= 4q^2 \sum_{\gamma, \gamma'} \int \frac{d\omega}{2\pi} (1 - f_\gamma(\omega - \mu)) f_{\gamma'}(\omega - \Omega - \mu) \text{Tr}_C \left[\mathbf{T}_{CC}^{(\alpha\gamma)}(\omega) \mathbf{T}_{CC}^{\dagger(\beta\gamma)}(\omega) \mathbf{T}_{CC}^{(\beta\gamma')}(\omega - \Omega) \mathbf{T}_{CC}^{\dagger(\alpha\gamma')}(\omega - \Omega) \right] \quad (\text{C.4})$$

$$C_{\alpha\beta}^{(3)}(\Omega) = \lim_{t_0 \rightarrow -\infty, V_\alpha(t) \rightarrow V_\alpha} \int d\tau e^{i\Omega\tau} i4q^2 \text{Tr}_C \left[\mathbf{G}_{CC}^>(t+\tau, t) \left[\mathbf{\Lambda}_\beta^+(t, t+\tau) \mathbf{\Gamma}_\alpha + \mathbf{\Gamma}_\beta (\mathbf{\Lambda}_\alpha^+)^\dagger(t+\tau, t) \right] \right]$$

$$= i4q^2 \sum_\gamma \int \frac{d\omega}{2\pi} \text{Tr}_C \left[(1 - f_\gamma(\omega - \mu)) f_\beta(\omega - \Omega - \mu) \mathbf{A}_\gamma(\omega) \mathbf{\Gamma}_\beta \mathbf{G}_{CC}^a(\omega - \Omega) \mathbf{\Gamma}_\alpha \right.$$

$$\left. - (1 - f_\gamma(\omega - \mu)) f_\alpha(\omega - \Omega - \mu) \mathbf{A}_\gamma(\omega) \mathbf{\Gamma}_\beta \mathbf{G}_{CC}^r(\omega - \Omega) \mathbf{\Gamma}_\alpha \right] \quad (\text{C.5})$$

$$C_{\alpha\beta}^{(4)}(\Omega) = \lim_{t_0 \rightarrow -\infty, V_\alpha(t) \rightarrow V_\alpha} \int d\tau e^{i\Omega\tau} i4q^2 \text{Tr}_C \left[\left[\mathbf{\Lambda}_\alpha^-(t+\tau, t) \mathbf{\Gamma}_\beta + \mathbf{\Gamma}_\alpha (\mathbf{\Lambda}_\beta^-)^\dagger(t, t+\tau) \right] \mathbf{G}_{CC}^<(t, t+\tau) \right]$$

$$= i4q^2 \sum_\gamma \int \frac{d\omega}{2\pi} \text{Tr}_C \left[(1 - f_\alpha(\omega - \mu)) f_\gamma(\omega - \Omega - \mu) \mathbf{\Gamma}_\alpha \mathbf{G}_{CC}^a(\omega) \mathbf{\Gamma}_\beta \mathbf{A}_\gamma(\omega - \Omega) \right.$$

$$\left. - (1 - f_\beta(\omega - \mu)) f_\gamma(\omega - \Omega - \mu) \mathbf{\Gamma}_\alpha \mathbf{G}_{CC}^r(\omega) \mathbf{\Gamma}_\beta \mathbf{A}_\gamma(\omega - \Omega) \right] \quad (\text{C.6})$$

$$C_{\alpha\beta}^{(5)}(\Omega) = \lim_{t_0 \rightarrow -\infty, V_\alpha(t) \rightarrow V_\alpha} - \int d\tau e^{i\Omega\tau} i4q^2 \text{Tr}_C \left[\mathbf{\Lambda}_\beta^+(t, t+\tau) \mathbf{\Lambda}_\alpha^-(t+\tau, t) + (\mathbf{\Lambda}_\alpha^+)^\dagger(t+\tau, t) (\mathbf{\Lambda}_\beta^-)^\dagger(t, t+\tau) \right]$$

$$= -4q^2 \sum_\gamma \int \frac{d\omega}{2\pi} \text{Tr}_C \left[f_\beta(\omega - \Omega - \mu) (1 - f_\alpha(\omega - \mu)) \mathbf{\Gamma}_\alpha \mathbf{G}_{CC}^a(\omega) \mathbf{\Gamma}_\beta \mathbf{G}_{CC}^a(\omega - \Omega) \right.$$

$$\left. + f_\alpha(\omega - \Omega - \mu) (1 - f_\beta(\omega - \mu)) \mathbf{\Gamma}_\alpha \mathbf{G}_{CC}^r(\omega) \mathbf{\Gamma}_\beta \mathbf{G}_{CC}^r(\omega - \Omega) \right] \quad (\text{C.7})$$

These formulas are then substituted into Eq. (C.1) to get (3.15) after some lengthy algebra.

D - Formulas for a fast Numerical Implementation

In this appendix, we provide exact formulas for all terms appearing in Eq. (2.28). Our method is based on the fact that we can expand the Fermi function into a series expansion whose terms possess a simple pole structure [106]:

$$f(x) = \frac{1}{e^{\beta x} + 1} = \frac{1}{2} - \lim_{N_p \rightarrow \infty} \sum_{l=1}^{N_p} \eta_l \left(\frac{1}{\beta x + i\zeta_l} + \frac{1}{\beta x - i\zeta_l} \right) \quad (\text{D.1})$$

When the parameter values are $\eta_l = 1$ and $\zeta_l = \pi(2l - 1)$, this is referred to as the Matsubara expansion, but one can also improve the convergence of this series for finite N_p by expressing the Fermi function as a finite continued fraction, and then poles of the Fermi function can be found as the solution to an eigenproblem for a tridiagonal matrix [107, 108, 109]. From the Matsubara expansion, one can write the lesser/greater self energies as follows:

$$\Sigma_\alpha^{\lessgtr}(t_1, t_2) = \pm i \frac{\mathbf{\Gamma}_\alpha}{2} \delta(t_1 - t_2) - \mathbf{\Gamma}_\alpha e^{-i\psi_\alpha(t_1, t_2)} e^{-i\mu(t_1 - t_2)} \text{cosech} \left(\frac{\pi}{\beta} (t_1 - t_2) \right) \Big|_{t_1 \neq t_2} \quad (\text{D.2})$$

where we define $\text{cosech} \left(\frac{\pi}{\beta} (t_1 - t_2) \right) \Big|_{t_1 \neq t_2}$ such that it is equal to zero when $t_1 = t_2$. In practice this function is implemented using the Padé parameters as in Ref. [88]

$$\text{cosech} \left(\frac{\pi}{\beta} (t_1 - t_2) \right) \Big|_{t_1 \neq t_2} \simeq 2 \sum_{l=1}^{N_p} \left[\theta(t_1 - t_2) e^{-\frac{\zeta_l}{\beta}(t_1 - t_2)} - \theta(t_2 - t_1) e^{-\frac{\zeta_l}{\beta}(t_2 - t_1)} \right] \quad (\text{D.3})$$

where the step function is defined by the midpoint convention:

$$\theta(x) = \begin{cases} 1, & x > 0 \\ \frac{1}{2}, & x = 0 \\ 0, & x < 0 \end{cases} \quad (\text{D.4})$$

This evaluation in Eq. (D.3) is extremely precise at large $t_1 - t_2$, but diverges less rapidly than the true cosech at $t_1 \sim t_2$, thus avoiding numerical errors in the integration. We remark that the delta function in the first term of Eq. (D.2) is the reason for the divergence in the current autocorrelation at $t_1 = t_2$ in the WBLA.

The effective Hamiltonian \mathbf{h}_{CC}^{eff} is non-Hermitian. We introduce the left and right eigenvectors of this, which are known to share the same eigenvalues [84]:

$$\mathbf{h}_{CC}^{eff} |\varphi_j^R\rangle = \bar{\varepsilon}_j |\varphi_j^R\rangle \text{ and } \langle \varphi_j^L | \mathbf{h}_{CC}^{eff} = \bar{\varepsilon}_j \langle \varphi_j^L | \quad (\text{D.5})$$

By inserting the expansion in Eq. (D.1) and removing all frequency integrals, it is possible to evaluate exactly the $\mathbf{\Lambda}^\pm$ matrices defined in Eqs. (2.33) and (2.34) in terms of the so-called *Hurwitz-Lerch Transcendent* Φ [110]:

$$\Phi(z, s, a) \equiv \sum_{n=0}^{\infty} \frac{z^n}{(n+a)^s} \quad (\text{D.6})$$

This arises from integrals over terms of the form $e^{i\omega\tau}/(\omega - z)$, where z is a complex valued pole. Thus, we derive expressions for the $\mathbf{\Lambda}^\pm$ matrices in the left/right eigenbasis and with all frequency integrals removed, and with the partitioning parameter ξ_p defined in Eq. (3.13) introduced in order to distinguish between the partitioned and partition-free switch-on processes:

$$\begin{aligned} \mathbf{\Lambda}_\beta^+(t_2, t_1) &= \sum_j \frac{\Gamma_\beta |\varphi_j^L\rangle \langle \varphi_j^R|}{\langle \varphi_j^R | \varphi_j^L \rangle} \left[-\frac{i}{2\beta} \int_{t_0}^{t_1} d\tau e^{i\bar{\varepsilon}_j^*(t_1-\tau)} e^{-i\mu(t_2-\tau)} e^{-i\psi_\beta(t_2,\tau)} \text{cosech} \left(\frac{\pi}{\beta} (t_2 - \tau) \right) \Big|_{t_2 \neq \tau} \right. \\ &\quad \left. -\theta(t_1 - t_2) \frac{e^{i\bar{\varepsilon}_j^*(t_1-t_2)}}{2} - \xi_p \frac{i}{2\pi} e^{i\bar{\varepsilon}_j^*(t_1-t_0)} e^{-i\mu(t_2-t_0)} e^{-i\psi_\beta(t_2,t_0)} \bar{\Phi}(\beta, t_2 - t_0, \bar{\varepsilon}_j^* - \mu) \right] \end{aligned} \quad (\text{D.7})$$

$$\begin{aligned} (\mathbf{\Lambda}_\alpha^+)^{\dagger}(t_1, t_2) &= \sum_j \frac{|\varphi_j^R\rangle \langle \varphi_j^L| \Gamma_\alpha}{\langle \varphi_j^L | \varphi_j^R \rangle} \left[\frac{i}{2\beta} \int_{t_0}^{t_2} d\tau e^{-i\bar{\varepsilon}_j(t_2-\tau)} e^{i\mu(t_1-\tau)} e^{i\psi_\alpha(t_1,\tau)} \text{cosech} \left(\frac{\pi}{\beta} (t_1 - \tau) \right) \Big|_{t_1 \neq \tau} \right. \\ &\quad \left. -\theta(t_2 - t_1) \frac{e^{-i\bar{\varepsilon}_j(t_2-t_1)}}{2} + \xi_p \frac{i}{2\pi} e^{-i\bar{\varepsilon}_j(t_2-t_0)} e^{i\mu(t_1-t_0)} e^{i\psi_\alpha(t_1,t_0)} \bar{\Phi}(\beta, t_1 - t_0, -(\bar{\varepsilon}_j - \mu)) \right] \end{aligned} \quad (\text{D.8})$$

$$\begin{aligned} \mathbf{\Lambda}_\alpha^-(t_1, t_2) &= \sum_j \frac{\Gamma_\alpha |\varphi_j^L\rangle \langle \varphi_j^R|}{\langle \varphi_j^R | \varphi_j^L \rangle} \left[-\frac{i}{2\beta} \int_{t_0}^{t_2} d\tau e^{i\bar{\varepsilon}_j^*(t_2-\tau)} e^{-i\mu(t_1-\tau)} e^{-i\psi_\alpha(t_1,\tau)} \text{cosech} \left(\frac{\pi}{\beta} (t_1 - \tau) \right) \Big|_{t_1 \neq \tau} \right. \\ &\quad \left. +\theta(t_2 - t_1) \frac{e^{i\bar{\varepsilon}_j^*(t_2-t_1)}}{2} - \xi_p \frac{i}{2\pi} e^{i\bar{\varepsilon}_j^*(t_2-t_0)} e^{-i\mu(t_1-t_0)} e^{-i\psi_\alpha(t_1,t_0)} \bar{\Phi}(\beta, t_1 - t_0, \bar{\varepsilon}_j^* - \mu) \right] \end{aligned} \quad (\text{D.9})$$

$$\begin{aligned} (\mathbf{\Lambda}_\beta^-)^{\dagger}(t_2, t_1) &= \sum_j \frac{|\varphi_j^R\rangle \langle \varphi_j^L| \Gamma_\beta}{\langle \varphi_j^L | \varphi_j^R \rangle} \left[\frac{i}{2\beta} \int_{t_0}^{t_1} d\tau e^{-i\bar{\varepsilon}_j(t_1-\tau)} e^{i\mu(t_2-\tau)} e^{i\psi_\beta(t_2,\tau)} \text{cosech} \left(\frac{\pi}{\beta} (t_2 - \tau) \right) \Big|_{t_2 \neq \tau} \right. \\ &\quad \left. +\theta(t_1 - t_2) \frac{e^{-i\bar{\varepsilon}_j(t_1-t_2)}}{2} + \xi_p \frac{i}{2\pi} e^{-i\bar{\varepsilon}_j(t_1-t_0)} e^{i\mu(t_2-t_0)} e^{i\psi_\beta(t_2,t_0)} \bar{\Phi}(\beta, t_2 - t_0, -(\bar{\varepsilon}_j - \mu)) \right] \end{aligned} \quad (\text{D.10})$$

Here we have defined the following compact object in terms of the Hurwitz-Lerch Transcendent:

$$\bar{\Phi}(\beta, \tau, z) \equiv \exp\left(-\frac{\pi}{\beta}\tau\right) \Phi\left(e^{-\frac{2\pi\tau}{\beta}}, 1, \frac{1}{2} + \frac{\beta z}{2i\pi}\right) \quad (\text{D.11})$$

In addition, the lesser and greater Green's functions can be put into a convenient form for the numerical evaluation:

$$\mathbf{G}_{CC}^{\gtrless}(t_1, t_2) = \frac{1}{2\pi} \sum_{\gamma, k, j} \frac{|\varphi_j^R\rangle \langle \varphi_j^L| \Gamma_\gamma |\varphi_k^L\rangle \langle \varphi_k^R|}{\langle \varphi_j^L | \varphi_j^R \rangle \langle \varphi_k^R | \varphi_k^L \rangle} e^{-i\varphi_c(t_1, t_2)} e^{-i\bar{\varepsilon}_j(t_1-t_0)} e^{i\bar{\varepsilon}_k^*(t_2-t_0)}$$

$$\begin{aligned}
& \times \left\{ \frac{i}{\bar{\varepsilon}_k^* - \bar{\varepsilon}_j} \left[\Psi \left(\frac{1}{2} + \frac{\beta}{2i\pi} (\bar{\varepsilon}_k^* - \mu) \right) - \Psi \left(\frac{1}{2} - \frac{\beta}{2i\pi} (\bar{\varepsilon}_j - \mu) \right) \right] \right. \\
& \pm \frac{\pi}{\bar{\varepsilon}_k^* - \bar{\varepsilon}_j} \left[\theta(t_1 - t_2) e^{i(\bar{\varepsilon}_j - \bar{\varepsilon}_k^*)(t_2 - t_0)} + \theta(t_2 - t_1) e^{i(\bar{\varepsilon}_j - \bar{\varepsilon}_k^*)(t_1 - t_0)} \right] \\
& - \xi_p \left(\int_{t_0}^{t_1} d\tau e^{i(\bar{\varepsilon}_j - \mu)(\tau - t_0)} e^{i(\varphi_c - \psi_\gamma)(\tau, t_0)} \bar{\Phi}(\beta, \tau - t_0, \bar{\varepsilon}_k^* - \mu) - c.c.j \leftrightarrow k, t_1 \leftrightarrow t_2 \right) \\
& \left. - \frac{2\pi}{\beta} [\theta(t_1 - t_2) I(t_2, \beta, \mu, \bar{\varepsilon}_j, \bar{\varepsilon}_k^*) + \theta(t_2 - t_1) I(t_1, \beta, \mu, \bar{\varepsilon}_j, \bar{\varepsilon}_k^*)] \right\} \\
& - \frac{2\pi}{\beta} \sum_l \eta_l \left[\theta(t_1 - t_2) \int_{t_2}^{t_1} d\tau \int_{t_0}^{t_2} d\bar{\tau} e^{i(\bar{\varepsilon}_j - \mu + i\frac{\xi}{\beta})(\tau - t_0)} e^{-i(\bar{\varepsilon}_k^* - \mu + i\frac{\xi}{\beta})(\bar{\tau} - t_0)} e^{i(\varphi_c - \psi_\gamma)(\tau, \bar{\tau})} - c.c.j \leftrightarrow k, t_1 \leftrightarrow t_2 \right] \Bigg\} \quad (D.12)
\end{aligned}$$

where $c.c.j \leftrightarrow k, t_1 \leftrightarrow t_2$ denotes the complex conjugation of the preceding term with both the j and k indices and the times t_1 and t_2 exchanged, and we have defined the function:

$$I(t, \beta, \mu, \bar{\varepsilon}_j, \bar{\varepsilon}_k^*) = \int_{t_0}^t d\tau \int_{t_0}^{\tau} d\bar{\tau} e^{i(\bar{\varepsilon}_j - \mu)(\tau - t_0)} e^{-i(\bar{\varepsilon}_k^* - \mu)(\bar{\tau} - t_0)} e^{i(\varphi_c - \psi_\gamma)(\tau, \bar{\tau})} \operatorname{cosech} \left(\frac{\pi}{\beta} (\tau - \bar{\tau}) \right) \Big|_{\tau \neq \bar{\tau}} \quad (D.13)$$

Here we have introduced the *digamma function* Ψ , defined as the logarithmic derivative of the complex gamma function, $\Psi(z) \equiv \frac{d \ln \Gamma(z)}{dz}$ [75]. Note that we can get $\mathbf{G}^<$ directly from $\mathbf{G}^>$ on each summation cycle via the following useful property:

$$\mathbf{G}^>(t_1, t_2) - \mathbf{G}^<(t_1, t_2) = -ie^{-i\varphi_c(t_1, t_2)} \sum_j \left[\frac{|\varphi_j^R\rangle \langle \varphi_j^L|}{\langle \varphi_j^L | \varphi_j^R \rangle} e^{-i\bar{\varepsilon}_j(t_1 - t_2)} \theta(t_1 - t_2) + \frac{|\varphi_j^L\rangle \langle \varphi_j^R|}{\langle \varphi_j^R | \varphi_j^L \rangle} e^{i\bar{\varepsilon}_j^*(t_2 - t_1)} \theta(t_2 - t_1) \right] \quad (D.14)$$

This means a single nested loop of calculations in the two-time plane is sufficient to calculate both Green's functions. We then use the fact that $\mathbf{G}^<(t_1, t_2) = -\mathbf{G}^<(t_2, t_1)^\dagger$ to get the time-reversed GFs, thus further reducing the calculation time by a half.

E Formulas for the Green's Functions and Lambda Matrices in the Biharmonic Model

When we substitute Eq. (4.2) into Eq. (D.12), we obtain the following result for the greater and lesser Green's functions:

$$\begin{aligned}
\mathbf{G}^{\gtrless}(t_1, t_2) &= \frac{1}{2\pi} \sum_{\gamma, k, j} \frac{|\varphi_j^R\rangle \langle \varphi_j^L| \Gamma_\gamma |\varphi_k^L\rangle \langle \varphi_k^R|}{\langle \varphi_j^L | \varphi_j^R \rangle \langle \varphi_k^R | \varphi_k^L \rangle} \left\{ \pm \frac{\pi}{\bar{\varepsilon}_k^* - \bar{\varepsilon}_j} \left[\theta(t_1 - t_2) e^{-i\bar{\varepsilon}_j(t_1 - t_2)} + \theta(t_2 - t_1) e^{i\bar{\varepsilon}_k^*(t_2 - t_1)} \right] \right. \\
& + \frac{ie^{-i\bar{\varepsilon}_j(t_1 - t_0)} e^{i\bar{\varepsilon}_k^*(t_2 - t_0)}}{\bar{\varepsilon}_k^* - \bar{\varepsilon}_j} \left[\Psi \left(\frac{1}{2} + \frac{\beta}{2i\pi} (\bar{\varepsilon}_k^* - \mu) \right) - \Psi \left(\frac{1}{2} - \frac{\beta}{2i\pi} (\bar{\varepsilon}_j - \mu) \right) \right] \\
& + \xi_p i \sum_{r, s} J_r \left(\frac{A_\gamma^{(1)}}{p_1 \Omega_\gamma} \right) J_s \left(\frac{A_\gamma^{(2)}}{p_2 \Omega_\gamma} \right) \left[\frac{e^{-ir\phi_\gamma} e^{i\frac{A_\gamma^{(1)}}{p_1 \Omega_\gamma} \sin \phi_\gamma}}{\bar{\varepsilon}_j - \bar{\varepsilon}_k^* - V_\gamma - \Omega_\gamma (p_1 r + p_2 s)} \right. \\
& \times \left. \left[e^{-i\bar{\varepsilon}_j(t_1 - t_0)} e^{i\bar{\varepsilon}_k^*(t_2 - t_0)} \left[\Psi \left(\frac{1}{2} + \frac{\beta}{2\pi i} (\bar{\varepsilon}_k^* - \mu) \right) - \Psi \left(\frac{1}{2} + \frac{\beta}{2\pi i} (\bar{\varepsilon}_j - \mu - V_\gamma - \Omega_\gamma (p_1 r + p_2 s)) \right) \right] \right. \right. \\
& \left. \left. + e^{i\bar{\varepsilon}_k^*(t_2 - t_0)} e^{-i(\mu + V_\gamma + \Omega_\gamma (p_1 r + p_2 s))(t_1 - t_0)} \left[\bar{\Phi}(t_1 - t_0, \beta, \bar{\varepsilon}_k^* - \mu) - \bar{\Phi}(t_1 - t_0, \beta, \bar{\varepsilon}_j - \mu - V_\gamma - \Omega_\gamma (p_1 r + p_2 s)) \right] \right] \right. \\
& \left. + \frac{e^{ir\phi_\gamma} e^{-i\frac{A_\gamma^{(1)}}{p_1 \Omega_\gamma} \sin \phi_\gamma}}{\bar{\varepsilon}_k^* - \bar{\varepsilon}_j - V_\gamma - \Omega_\gamma (p_1 r + p_2 s)} \left[e^{-i\bar{\varepsilon}_j(t_1 - t_0)} e^{i\bar{\varepsilon}_k^*(t_2 - t_0)} \left[\Psi \left(\frac{1}{2} - \frac{\beta}{2\pi i} (\bar{\varepsilon}_j - \mu) \right) - \Psi \left(\frac{1}{2} - \frac{\beta}{2\pi i} (\bar{\varepsilon}_k^* - \mu - V_\gamma - \Omega_\gamma (p_1 r + p_2 s)) \right) \right] \right. \right. \\
& \left. \left. + e^{-i\bar{\varepsilon}_j(t_1 - t_0)} e^{i(\mu + V_\gamma + \Omega_\gamma (p_1 r + p_2 s))(t_2 - t_0)} \left[\bar{\Phi}(t_2 - t_0, \beta, -(\bar{\varepsilon}_j - \mu)) - \bar{\Phi}(t_2 - t_0, \beta, -(\bar{\varepsilon}_k^* - \mu - V_\gamma - \Omega_\gamma (p_1 r + p_2 s))) \right] \right] \right] \Bigg\}
\end{aligned}$$

$$\begin{aligned}
& +i \sum_{r,r',s,s'} J_r \left(\frac{A_\gamma^{(1)}}{p_1 \Omega_\gamma} \right) J_{r'} \left(\frac{A_\gamma^{(1)}}{p_1 \Omega_\gamma} \right) J_s \left(\frac{A_\gamma^{(2)}}{p_2 \Omega_\gamma} \right) J_{s'} \left(\frac{A_\gamma^{(2)}}{p_2 \Omega_\gamma} \right) \frac{e^{-i(r-r')\phi_\gamma}}{\bar{\varepsilon}_j - \bar{\varepsilon}_k^* - \Omega_\gamma (p_1 (r-r') + p_2 (s-s'))} \\
& \times \left[e^{-i\bar{\varepsilon}_j(t_1-t_0)} e^{i\bar{\varepsilon}_k^*(t_2-t_0)} \left[\Psi \left(\frac{1}{2} + \frac{\beta}{2\pi i} (\bar{\varepsilon}_j - \mu - V_\gamma - \Omega_\gamma (p_1 r + p_2 s)) \right) - \Psi \left(\frac{1}{2} - \frac{\beta}{2\pi i} (\bar{\varepsilon}_k^* - \mu - V_\gamma - \Omega_\gamma (p_1 r' + p_2 s')) \right) \right] \right. \\
& \quad + e^{i\bar{\varepsilon}_k^*(t_2-t_0)} e^{-i(\mu+V_\gamma+\Omega_\gamma(p_1 r+p_2 s))(t_1-t_0)} \left[\bar{\Phi}(t_1-t_0, \beta, \bar{\varepsilon}_j - \mu - V_\gamma - \Omega_\gamma (p_1 r + p_2 s)) \right. \\
& \quad \quad \left. \left. - \bar{\Phi}(t_1-t_0, \beta, \bar{\varepsilon}_k^* - \mu - V_\gamma - \Omega_\gamma (p_1 r' + p_2 s')) \right] \right. \\
& \quad + e^{-i\bar{\varepsilon}_j(t_1-t_0)} e^{i(\mu+V_\gamma+\Omega_\gamma(p_1 r'+p_2 s'))(t_2-t_0)} \left[\bar{\Phi}(t_2-t_0, \beta, -(\bar{\varepsilon}_j - \mu - V_\gamma - \Omega_\gamma (p_1 r + p_2 s))) \right. \\
& \quad \quad \left. \left. - \bar{\Phi}(t_2-t_0, \beta, -(\bar{\varepsilon}_k^* - \mu - V_\gamma - \Omega_\gamma (p_1 r' + p_2 s')) \right) \right] \\
& \quad + \theta(t_1-t_2) \left[e^{-i\Omega_\gamma(p_1 r+p_2 s)(t_1-t_0)} e^{i\Omega_\gamma(p_1 r'+p_2 s')(t_2-t_0)} e^{-i(\mu+V_\gamma)(t_1-t_2)} \right. \\
& \quad \times \left[\bar{\Phi}(t_1-t_2, \beta, \bar{\varepsilon}_k^* - \mu - V_\gamma - \Omega_\gamma (p_1 r' + p_2 s')) - \bar{\Phi}(t_1-t_2, \beta, \bar{\varepsilon}_j - \mu - V_\gamma - \Omega_\gamma (p_1 r + p_2 s)) \right] \\
& \quad \left. + e^{-i\bar{\varepsilon}_j(t_1-t_2)} e^{-i\Omega_\gamma(p_1(r-r')+p_2(s-s'))(t_2-t_0)} \left[\Psi \left(\frac{1}{2} - \frac{\beta}{2\pi i} (\bar{\varepsilon}_j - \mu - V_\gamma - \Omega_\gamma (p_1 r + p_2 s)) \right) \right. \right. \\
& \quad \quad \left. \left. - \Psi \left(\frac{1}{2} + \frac{\beta}{2\pi i} (\bar{\varepsilon}_j - \mu - V_\gamma - \Omega_\gamma (p_1 r + p_2 s)) \right) \right] \right] \\
& \quad + \theta(t_2-t_1) \left[e^{-i\Omega_\gamma(p_1 r+p_2 s)(t_1-t_0)} e^{i\Omega_\gamma(p_1 r'+p_2 s')(t_2-t_0)} e^{-i(\mu+V_\gamma)(t_1-t_2)} \right. \\
& \quad \times \left[\bar{\Phi}(t_2-t_1, \beta, -(\bar{\varepsilon}_k^* - \mu - V_\gamma - \Omega_\gamma (p_1 r' + p_2 s'))) - \bar{\Phi}(t_2-t_1, \beta, -(\bar{\varepsilon}_j - \mu - V_\gamma - \Omega_\gamma (p_1 r + p_2 s))) \right] \\
& \quad \left. + e^{i\bar{\varepsilon}_k^*(t_2-t_1)} e^{-i\Omega_\gamma(p_1(r-r')+p_2(s-s'))(t_1-t_0)} \left[\Psi \left(\frac{1}{2} - \frac{\beta}{2\pi i} (\bar{\varepsilon}_k^* - \mu - V_\gamma - \Omega_\gamma (p_1 r + p_2 s)) \right) \right. \right. \\
& \quad \quad \left. \left. - \Psi \left(\frac{1}{2} + \frac{\beta}{2\pi i} (\bar{\varepsilon}_k^* - \mu - V_\gamma - \Omega_\gamma (p_1 r + p_2 s)) \right) \right] \right] \Bigg\} \tag{E.1}
\end{aligned}$$

The formula for the current in lead α can be similarly derived by inserting Eq. (4.2) into Eq. (22) of Ref. [88]; we defer its publication to a forthcoming paper on the quantum pump. To evaluate the two-time current correlation function in Eq. (2.28) for the biharmonic driving model, it is necessary to evaluate the integral appearing in the expression (D.7) for $\Lambda_\beta^+(t_2, t_1)$. Expanding the integrand using Eq. (4.2), we obtain:

$$\begin{aligned}
& \int_{t_0}^{t_1} d\tau e^{i\bar{\varepsilon}_j^*(t_1-\tau)} e^{-i\mu(t_2-\tau)} e^{-i\psi_\beta(t_2,\tau)} \operatorname{cosech} \left(\frac{\pi}{\beta} (t_2 - \tau) \right) \Big|_{t_2 \neq \tau} \\
& = \frac{\beta}{\pi} e^{i\bar{\varepsilon}_j^*(t_1-t_0)} e^{-i(\mu+V_\beta)(t_2-t_0)} e^{-i\frac{A_\beta^{(1)}}{p_1 \Omega_\beta} \sin(p_1 \Omega_\beta (t_2-t_0) + \phi_\beta)} e^{-i\frac{A_\beta^{(2)}}{p_2 \Omega_\beta} \sin(p_2 \Omega_\beta (t_2-t_0))} \sum_{r,s} J_r \left(\frac{A_\beta^{(1)}}{p_1 \Omega_\beta} \right) J_s \left(\frac{A_\beta^{(2)}}{p_2 \Omega_\beta} \right) e^{ir\phi_\beta} \\
& \quad \times \left\{ \theta(t_1-t_2) e^{-i(\bar{\varepsilon}_j^* - \mu - V_\beta - \Omega_\beta (p_1 r + p_2 s))(t_2-t_0)} \left[\Psi \left(\frac{1}{2} - \frac{\beta}{2\pi i} (\bar{\varepsilon}_j^* - \mu - V_\beta - \Omega_\beta (p_1 r + p_2 s)) \right) \right. \right. \\
& \quad \left. \left. - \Psi \left(\frac{1}{2} + \frac{\beta}{2\pi i} (\bar{\varepsilon}_j^* - \mu - V_\beta - \Omega_\beta (p_1 r + p_2 s)) \right) \right] - \bar{\Phi}(t_2-t_0, \beta, \bar{\varepsilon}_j^* - \mu - V_\beta - \Omega_\beta (p_1 r + p_2 s)) \right. \\
& \quad \left. + e^{-i(\bar{\varepsilon}_j^* - \mu - V_\beta - \Omega_\beta (p_1 r + p_2 s))(t_1-t_0)} \left[\theta(t_1-t_2) \bar{\Phi}(t_1-t_2, \beta, -(\bar{\varepsilon}_j^* - \mu - V_\beta - \Omega_\beta (p_1 r + p_2 s))) \right. \right. \\
& \quad \quad \left. \left. + \theta(t_2-t_1) \bar{\Phi}(t_2-t_1, \beta, \bar{\varepsilon}_j^* - \mu - V_\beta - \Omega_\beta (p_1 r + p_2 s)) \right] \right\} \tag{E.2}
\end{aligned}$$

The integral in $(\mathbf{\Lambda}_\beta^-)^\dagger(t_2, t_1)$ is obtained as the complex conjugate of Eq. (E.2), the integral in $\mathbf{\Lambda}_\alpha^-(t_1, t_2)$ is obtained by exchanging indices $\alpha \leftrightarrow \beta$ and times $t_1 \leftrightarrow t_2$, and the integral in $(\mathbf{\Lambda}_\alpha^+)^\dagger(t_1, t_2)$ is obtained as the complex conjugate of the latter expression. Thus, one obtains for the $\mathbf{\Lambda}^\pm$ matrices:

$$\begin{aligned}
\mathbf{\Lambda}_\beta^+(t_2, t_1) = & \sum_j \frac{\Gamma_\beta |\varphi_j^L\rangle \langle \varphi_j^R|}{\langle \varphi_j^R | \varphi_j^L \rangle} \left[-\frac{i}{2\pi} e^{i\bar{\epsilon}_j^*(t_1-t_0)} e^{-i(\mu+V_\beta)(t_2-t_0)} e^{-i\frac{A_\beta^{(1)}}{p_1\Omega_\beta} \sin(p_1\Omega_\beta(t_2-t_0)+\phi_\beta)} e^{-i\frac{A_\beta^{(2)}}{p_2\Omega_\beta} \sin(p_2\Omega_\beta(t_2-t_0))} \right. \\
& \times \left[\xi_p e^{i\frac{A_\beta^{(1)}}{p_1\Omega_\beta} \sin(\phi_\beta)} \bar{\Phi}(\beta, t_2 - t_0, \bar{\epsilon}_j^* - \mu) + \sum_{r,s} J_r \left(\frac{A_\beta^{(1)}}{p_1\Omega_\beta} \right) J_s \left(\frac{A_\beta^{(2)}}{p_2\Omega_\beta} \right) e^{ir\phi_\beta} \left\{ \theta(t_1 - t_2) e^{-i(\bar{\epsilon}_j^* - \mu - V_\beta - \Omega_\beta(p_1r + p_2s))(t_2-t_0)} \right. \right. \\
& \times \left[\Psi \left(\frac{1}{2} - \frac{\beta}{2\pi i} (\bar{\epsilon}_j^* - \mu - V_\beta - \Omega_\beta(p_1r + p_2s)) \right) - \Psi \left(\frac{1}{2} + \frac{\beta}{2\pi i} (\bar{\epsilon}_j^* - \mu - V_\beta - \Omega_\beta(p_1r + p_2s)) \right) \right] \\
& \left. \left. - \bar{\Phi}(t_2 - t_0, \beta, \bar{\epsilon}_j^* - \mu - V_\beta - \Omega_\beta(p_1r + p_2s)) \right. \right. \\
& \left. \left. + e^{-i(\bar{\epsilon}_j^* - \mu - V_\beta - \Omega_\beta(p_1r + p_2s))(t_1-t_0)} [\theta(t_1 - t_2) \bar{\Phi}(t_1 - t_2, \beta, -(\bar{\epsilon}_j^* - \mu - V_\beta - \Omega_\beta(p_1r + p_2s)))] \right. \right. \\
& \left. \left. + \theta(t_2 - t_1) \bar{\Phi}(t_2 - t_1, \beta, \bar{\epsilon}_j^* - \mu - V_\beta - \Omega_\beta(p_1r + p_2s)) \right] \right] - \theta(t_1 - t_2) \frac{e^{i\bar{\epsilon}_j^*(t_1-t_2)}}{2} \left. \right] \quad (\text{E.3})
\end{aligned}$$

$$\begin{aligned}
\mathbf{\Lambda}_\alpha^-(t_1, t_2) = & \sum_j \frac{\Gamma_\alpha |\varphi_j^L\rangle \langle \varphi_j^R|}{\langle \varphi_j^R | \varphi_j^L \rangle} \left[-\frac{i}{2\pi} e^{i\bar{\epsilon}_j^*(t_2-t_0)} e^{-i(\mu+V_\alpha)(t_1-t_0)} e^{-i\frac{A_\alpha^{(1)}}{p_1\Omega_\alpha} \sin(p_1\Omega_\alpha(t_1-t_0)+\phi_\alpha)} e^{-i\frac{A_\alpha^{(2)}}{p_2\Omega_\alpha} \sin(p_2\Omega_\alpha(t_1-t_0))} \right. \\
& \times \left[\xi_p e^{i\frac{A_\alpha^{(1)}}{p_1\Omega_\alpha} \sin(\phi_\alpha)} \bar{\Phi}(\beta, t_1 - t_0, \bar{\epsilon}_j^* - \mu) + \sum_{r,s} J_r \left(\frac{A_\alpha^{(1)}}{p_1\Omega_\alpha} \right) J_s \left(\frac{A_\alpha^{(2)}}{p_2\Omega_\alpha} \right) e^{ir\phi_\alpha} \left\{ \theta(t_2 - t_1) e^{-i(\bar{\epsilon}_j^* - \mu - V_\alpha - \Omega_\alpha(p_1r + p_2s))(t_1-t_0)} \right. \right. \\
& \times \left[\Psi \left(\frac{1}{2} - \frac{\beta}{2\pi i} (\bar{\epsilon}_j^* - \mu - V_\alpha - \Omega_\alpha(p_1r + p_2s)) \right) - \Psi \left(\frac{1}{2} + \frac{\beta}{2\pi i} (\bar{\epsilon}_j^* - \mu - V_\alpha - \Omega_\alpha(p_1r + p_2s)) \right) \right] \\
& \left. \left. - \bar{\Phi}(t_1 - t_0, \beta, \bar{\epsilon}_j^* - \mu - V_\alpha - \Omega_\alpha(p_1r + p_2s)) \right. \right. \\
& \left. \left. + e^{-i(\bar{\epsilon}_j^* - \mu - V_\alpha - \Omega_\alpha(p_1r + p_2s))(t_2-t_0)} [\theta(t_1 - t_2) \bar{\Phi}(t_1 - t_2, \beta, \bar{\epsilon}_j^* - \mu - V_\alpha - \Omega_\alpha(p_1r + p_2s)) \right. \right. \\
& \left. \left. + \theta(t_2 - t_1) \bar{\Phi}(t_2 - t_1, \beta, -(\bar{\epsilon}_j^* - \mu - V_\alpha - \Omega_\alpha(p_1r + p_2s)))] \right] \right] + \theta(t_2 - t_1) \frac{e^{i\bar{\epsilon}_j^*(t_2-t_1)}}{2} \left. \right] \quad (\text{E.4})
\end{aligned}$$

The matrices $(\mathbf{\Lambda}_\beta^-)^\dagger(t_2, t_1)$ and $(\mathbf{\Lambda}_\alpha^+)^\dagger(t_1, t_2)$ are then obtained via complex conjugation and exchange of the lead indices $\alpha \leftrightarrow \beta$ and times $t_1 \leftrightarrow t_2$ in Eqs. (E.3) and (E.4), respectively.

References

- [1] Adam Johan Bergren, Lucas Zeer-Wanklyn, Mitchell Semple, Nikola Pekas, Bryan Szeto, and Richard L McCreery. Musical molecules : the molecular junction as an active component in audio distortion circuits. *Journal of Physics: Condensed Matter*, 28:094011, 2016.
- [2] J. M. Shalf and R. Leland. Computing beyond Moore's Law. *Computer*, 48(12):14–23, 2015.
- [3] Yoram Selzer and Uri Peskin. Transient dynamics in molecular junctions: Picosecond resolution from dc measurements by a laser pulse pair sequence excitation. *Journal of Physical Chemistry C*, 117(43):22369–22376, 2013.
- [4] Arieh Aviram and Mark A Ratner. Molecular Rectifiers. *Chem. Phys. Lett.*, 29(2):277–283, 1974.
- [5] Amy Szuchmacher Blum, John C. Yang, Ranganathan Shashidhar, and Banahalli Ratna. Comparing the conductivity of molecular wires with the scanning tunneling microscope. *Applied Physics Letters*, 82(19):3322–3324, 2003.

- [6] Chris H. Wohlgamuth, Marc A. McWilliams, and Jason D. Slinker. DNA as a molecular wire: Distance and sequence dependence. *Analytical Chemistry*, 85(18):8634–8640, 2013.
- [7] L P Rokhinson, L J Guo, S Y Chou, and D C Tsui. Double-dot charge transport in Si single electron/hole transistors. *Applied Physics Letters*, 76(12):4, 2000.
- [8] Timothy M Swager. The Molecular Wire Approach to Sensory Signal Amplification. *Accounts of Chemical Research*, 31(5):201–207, 1998.
- [9] I Iñiguez-de-la Torre, T González, D Pardo, C Gardès, Y Roelens, S Bollaert, a Curutchet, C Gaquiere, and J Mateos. Three-terminal junctions operating as mixers, frequency doublers and detectors: a broad-band frequency numerical and experimental study at room temperature. *Semiconductor Science and Technology*, 25(12):125013, 2010.
- [10] Sense Jan van der Molen and Peter Liljeroth. Charge transport through molecular switches. *Journal of Physics: Condensed Matter*, 22(13):133001–133030, 2010.
- [11] Wei Liu, Sergey N Filimonov, Javier Carrasco, and Alexandre Tkatchenko. Molecular switches from benzene derivatives adsorbed on metal surfaces. *Nature Communications*, 4:3569, 2013.
- [12] H. Drexler, J. S. Scott, S. J. Allen, K. L. Campman, and A. C. Gossard. Photon-assisted tunneling in a resonant tunneling diode: Stimulated emission and absorption in the THz range. *Applied Physics Letters*, 67(1995):2816, 1995.
- [13] M Covington, Mw Keller, Rl Kautz, and Jm Martinis. Photon-assisted tunneling in electron pumps. *Physical Review Letters*, 84(22):5192–5, 2000.
- [14] Shengdong Li, Zhen Yu, Sheng-Feng Yen, W. C. Tang, and Peter J. Burke. Carbon Nanotube Transistor Operation at 2.6 GHz. *Nano Letters*, 4(4):753–756, 2004.
- [15] Peter J. Burke. Carbon Nanotube Devices for GHz to THz Applications. *Proceedings of SPIE*, 5593:52–61, 2004.
- [16] J Chaste, L Lechner, P Morfin, G Feve, T Kontos, J M. Berroir, D C Glattli, H Happy, P Hakonen, and B Placais. Single Carbon Nanotube Transistor at GHz Frequency. *Nano Lett.*, 8(2):525–528, 2008.
- [17] Weidong Zhang, Phi H. Q. Pham, Elliott R. Brown, and Peter J. Burke. AC conductivity parameters of graphene derived from THz etalon transmittance. *Nanoscale*, 6(22):13895–9, 2014.
- [18] Mark Ratner. A brief history of molecular electronics. *Nature Nanotechnology*, 8(June), 2013.
- [19] Ya. M. Blanter and M. Büttiker. Shot noise in mesoscopic conductors. *Physics Reports*, 336(1-2):1–166, 2000.
- [20] M. Reznikov, M. Heiblum, Hadas Shtrikman, and D. Mahalu. Temporal correlation of electrons: Suppression of shot noise in a ballistic quantum point contact. *Physical Review Letters*, 75(18):3340–3343, 1995.
- [21] a. Kumar, L. Saminadayar, D. Glattli, Y. Jin, and B. Etienne. Experimental Test of the Quantum Shot Noise Reduction Theory. *Physical Review Letters*, 76(15):2778–2781, 1996.
- [22] L. Saminadayar, D. Glattli, Y. Jin, and B. Etienne. Observation of the $e/3$ Fractionally Charged Laughlin Quasiparticle. *Physical Review Letters*, 79(13):2526–2529, 1997.
- [23] D Djukic and J M van Ruitenbeek. Shot noise measurements on a single molecule. *Nano Letters*, 6(4):789–793, 2006.
- [24] Maicol A. Ochoa, Yoram Selzer, Uri Peskin, and Michael Galperin. Pump-probe noise spectroscopy of molecular junctions. *Journal of Physical Chemistry Letters*, 6(3):470–476, 2015.
- [25] F D Parmentier, L N Serkovic-Loli, P Roulleau, and D C Glattli. Photon-Assisted Shot Noise in Graphene in the Terahertz Range. *Physical Review Letters*, 227401(June):1–5, 2016.
- [26] H. Nyquist. Thermal agitation of electric charge in conductors. *Physical Review*, 32(1):110–113, 1928.
- [27] J. B. Johnson. Thermal agitation of electricity in conductors. *Physical Review*, 32(1928), 1928.
- [28] Ramón Aguado and Leo P. Kouwenhoven. Double Quantum Dots as Detectors of High-Frequency Quantum Noise in Mesoscopic Conductors. *Physical Review Letters*, 84(9):1986–1989, 2000.
- [29] U. Gavish, Y. Levinson, and Y. Imry. Detection of quantum noise. *Physical Review B*, 62(16):R10637, 2000.
- [30] P. M. Billangeon, F. Pierre, H. Bouchiat, and R. Deblock. Emission and absorption asymmetry in the quantum noise of a Josephson junction. *Physical Review Letters*, 96(13):1–4, 2006.

- [31] R. Zamoum, M. Lavagna, and A. Crépieux. Non-symmetrized noise in a quantum dot: interpretation in terms of photon emission and coherent superposition of scattering paths. *Physical Review B*, 93(23):235449, 2016.
- [32] S. R. Eric Yang. Quantum Shot Noise Spectrum of a Point Contact. *Solid State Communications*, 81(5):375–378, 1992.
- [33] M. Büttiker. Scattering theory of current and intensity noise correlations in conductors and wave guides. *Physical Review B*, 46(19):12485–12507, 1992.
- [34] M. Büttiker. Role of scattering amplitudes in frequency-dependent current fluctuations in small conductors. *Physical Review B*, 45(7):3807–3810, 1992.
- [35] B. H. Wu and C. Timm. Noise spectra of ac-driven quantum dots: Floquet master-equation approach. *Physical Review B*, 81(7):075309, 2010.
- [36] O. Entin-Wohlman, Y. Imry, S. A. Gurvitz, and A. Aharony. Steps and dips in the ac conductance and noise of mesoscopic structures. *Physical Review B*, 75(19):3–6, 2007.
- [37] E. A. Rothstein, O. Entin-Wohlman, and A. Aharony. Noise spectra of a biased quantum dot. *Physical Review B*, 79(7):1–7, 2009.
- [38] N. Gabdank, E. A. Rothstein, O. Entin-Wohlman, and A. Aharony. Noise spectra of an interacting quantum dot. *Physical Review B*, 84(23), 2011.
- [39] M. Büttiker. Scattering theory of thermal and excess noise in open conductors. *Physical Review Letters*, 65(23):2901–2904, 1990.
- [40] Rolf Landauer. Solid-state shot noise. *Physical Review B*, 47(24):16427–16432, 1993.
- [41] H. E. van den Brom and J. M. van Ruitenbeek. Quantum suppression of shot noise in atom-size metallic contacts. *Phys. Rev. Lett.*, 82(7):1526–1529, 1999.
- [42] L. Dicarlo, J. R. Williams, Yiming Zhang, D. T. McClure, and C. M. Marcus. Shot noise in graphene. *Physical Review Letters*, 100(15):2–5, 2008.
- [43] R. Schoelkopf, P. Burke, a. Kozhevnikov, D. Prober, and M. Rooks. Frequency Dependence of Shot Noise in a Diffusive Mesoscopic Conductor. *Physical Review Letters*, 78(17):3370–3373, 1997.
- [44] J. Gabelli and B. Reulet. Dynamics of quantum noise in a tunnel junction under ac excitation. *Physical Review Letters*, 100(2):2–5, 2008.
- [45] M Moskalets and M. Büttiker. Floquet scattering theory for current and heat noise in large amplitude adiabatic pumps. *Physical Review B*, 70(24):15, 2004.
- [46] M. Moskalets and M. Büttiker. Time-resolved noise of adiabatic quantum pumps. *Physical Review B*, 75(3):035315, 2007.
- [47] Michael Moskalets. *Scattering Matrix Approach to Non-Stationary Quantum Transport*. Imperial College Press, 2012.
- [48] Jiao Hua Dai and Rui Zhu. Fano resonance in the nonadiabatic pumped shot noise of a time-dependent quantum well. *European Physical Journal B*, 87(12), 2014.
- [49] Rui Zhu, Jiao Hua Dai, and Yong Guo. Fano resonance in the nonadiabatically pumped shot noise of a time-dependent quantum well in a two-dimensional electron gas and graphene. *Journal of Applied Physics*, 117(16):164306, 2015.
- [50] Sébastien Camalet, Sigmund Kohler, and Peter Hänggi. Shot-noise control in ac-driven nanoscale conductors. *Physical Review B*, 70(1):155326, 2004.
- [51] G. B. Lesovik and L. S. Levitov. Noise in an ac Biased Junction: Nonstationary Aharonov-Bohm Effect. *Physical Review Letters*, 72(4):538–541, 1994.
- [52] Uri Peskin. Formulation of charge transport in molecular junctions with time-dependent molecule-leads coupling operators. *Fortschritte der Physik*, 9:1–9, 2016.
- [53] Mihajlo Vanević and Wolfgang Belzig. Control of electron-hole pair generation by biharmonic voltage drive of a quantum point contact. *Physical Review B*, 86(24):241306, 2012.
- [54] Valentin S. Rychkov, Mikhail L. Polianski, and Markus Büttiker. Photon-assisted electron-hole shot noise in multiterminal conductors. *Physical Review B*, 72(15):155326, 2005.

- [55] Mihajlo Vanević, Yuli V. Nazarov, and Wolfgang Belzig. Elementary charge-transfer processes in mesoscopic conductors. *Physical Review B*, 78(24):245308, 2008.
- [56] D. A. Ivanov, H. W. Lee, and L. S. Levitov. Coherent states of alternating current. *Physical Review B*, 56(11):6839–6850, 1997.
- [57] J. Keeling, I. Klich, and L. S. Levitov. Minimal excitation states of electrons in one-dimensional wires. *Physical Review Letters*, 97(11):15–18, 2006.
- [58] J Dubois, T Jullien, F Portier, P Roche, A Cavanna, Y Jin, W Wegscheider, P Roulleau, and D C Glattli. Minimal-excitation states for electron quantum optics using levitons. *Nature*, 502(7473):659–663, 2013.
- [59] Julien Gabelli and Bertrand Reulet. Shaping a time-dependent excitation to minimize the shot noise in a tunnel junction. *Physical Review B*, 87(7):1–7, 2013.
- [60] Morten Holm Pedersen and M. Büttiker. Scattering theory of photon-assisted electron transport. *Physical Review B*, 58(19):12993–13006, 1998.
- [61] Jan Hammer and Wolfgang Belzig. Quantum noise in ac-driven resonant-tunneling double-barrier structures: Photon-assisted tunneling versus electron antibunching. *Physical Review B*, 84(8):85419, 2011.
- [62] M Strass, P Hänggi, and S Kohler. Nonadiabatic Electron Pumping: Maximal Current with Minimal Noise. *Physical Review Letters*, 95(13):130601, 2005.
- [63] Roman Pascal Riwar, Janine Splettstoesser, and Jürgen König. Zero-frequency noise in adiabatically driven interacting quantum systems. *Physical Review B*, 87(19):195407, 2013.
- [64] Claudia G Rocha, Luis E F Foa Torres, and Gianauelio Cuniberti. ac transport in graphene-based Fabry-Pérot devices. *Physical Review B*, 81(11):115435, 2010.
- [65] O. V. Konstantinov and V. I. Perel'. A diagram technique for evaluating transport quantities. *Soviet Physics JETP*, 12(1):142–149, 1961.
- [66] L. P. Kadanoff and G. Baym. *Quantum statistical mechanics: Green's function methods in equilibrium and nonequilibrium problems*. New York: Benjamin, 1962.
- [67] L V Keldysh. Diagram Technique for Nonequilibrium Processes. *Soviet Physics JETP*, 20(4):1018–1030, 1965.
- [68] G. Stefanucci and R. van Leeuwen. *Nonequilibrium Many-Body Theory of Quantum Systems: A Modern Introduction*. Cambridge University Press, 2013.
- [69] Liliana Arrachea and Michael Moskalets. Relation between scattering-matrix and Keldysh formalisms for quantum transport driven by time-periodic fields. *Physical Review B*, 74(24):1–13, 2006.
- [70] Massimiliano Di Ventra. *Electrical Transport in Nanoscale Systems*. Cambridge University Press, 2008.
- [71] K. Joho, S. Maier, and A. Komnik. Transient noise spectra in resonant tunneling setups: Exactly solvable models. *Physical Review B*, 86(15):1–14, 2012.
- [72] C Caroli, R Combescot, and P Nozieres. Direct calculation of the tunneling current. *Sciences-New York*, 4(58):916–929, 1971.
- [73] C Caroli, R Combescot, D Lederer, P Nozieres, and D Saint-James. A direct calculation of the tunnelling current. II. Free electron description. *Journal of Physics C: Solid State Physics*, 4:2598–2610, 1971.
- [74] Ned S. Wingreen, Antti Pekka Jauho, and Yigal Meir. Time-dependent transport through a mesoscopic structure. *Physical Review B*, 48(11):8487–8490, 1993.
- [75] Antti Pekka Jauho, Ned S. Wingreen, and Yigal Meir. Time-dependent transport in interacting and noninteracting resonant-tunneling systems. *Physical Review B*, 50(8):5528–5544, 1994.
- [76] Gianluca Stefanucci and Carl Olof Almbladh. Time-dependent partition-free approach in resonant tunneling systems. *Physical Review B*, 69(19):195318, 2004.
- [77] Riku Tuovinen, Niko Säkkinen, Daniel Karlsson, Gianluca Stefanucci, and Robert van Leeuwen. Phononic heat transport in the transient regime: An analytic solution. *Physical Review B*, 93(21):214301, 2016.
- [78] Michele Cini. Time-dependent approach to electron transport through junctions: General theory and simple applications. *Physical Review B*, 22(12):5887–5899, 1980.

- [79] Pei-Yun Yang, Chuan-Yu Lin, and Wei-Min Zhang. Master equation approach to transient quantum transport incorporating initial correlations. *Physical Review B*, 92(16):165403, 2015.
- [80] Zimin Feng, Joseph Maciejko, Jian Wang, and Hong Guo. Current fluctuations in the transient regime: An exact formulation for mesoscopic systems. *Physical Review B*, 77(7):1–11, 2008.
- [81] Pei-Yun Yang, Chuan-Yu Lin, and Wei-Min Zhang. Transient current-current correlations and noise spectra. *Physical Review B*, 89(11):115411, 2014.
- [82] Enrico Perfetto, Gianluca Stefanucci, and Michele Cini. Spin-flip scattering in time-dependent transport through a quantum dot: Enhanced spin-current and inverse tunneling magnetoresistance. *Physical Review B*, 78(15):155301(11), 2008.
- [83] Riku Tuovinen, Robert van Leeuwen, Enrico Perfetto, and Gianluca Stefanucci. Time-dependent Landauer-Büttiker formula for transient dynamics. *Journal of Physics: Conference Series*, 427(1):012014, 2013.
- [84] Riku Tuovinen, Enrico Perfetto, Gianluca Stefanucci, and Robert Van Leeuwen. Time-dependent Landauer-Büttiker formula: Application to transient dynamics in graphene nanoribbons. *Physical Review B*, 89(8):085131, 2014.
- [85] Claudia Gomes da Rocha, Riku Tuovinen, Robert van Leeuwen, and Pekka Koskinen. Curvature in graphene nanoribbons generates temporally and spatially focused electric currents. *Nanoscale*, 7(18):8627–8635, 2015.
- [86] Riku Tuovinen. *Time-Dependent Quantum Transport in Nanosystems: A Nonequilibrium Green's Function Approach*. PhD thesis, University of Jyväskylä, 2016.
- [87] Michael Ridley, Angus MacKinnon, and Lev Kantorovich. Current through a multilead nanojunction in response to an arbitrary time-dependent bias. *Physical Review B*, 91(12):125433, 2015.
- [88] Michael Ridley, Angus MacKinnon, and Lev Kantorovich. Calculation of the current response in a nanojunction for an arbitrary time-dependent bias: application to the molecular wire. *Journal of Physics: Conference Series*, 696(1):012017, mar 2016.
- [89] Riku Tuovinen, Robert van Leeuwen, Enrico Perfetto, and Gianluca Stefanucci. Time-dependent Landauer-Büttiker formalism for superconducting junctions at arbitrary temperatures. *Journal of Physics: Conference Series*, 696(1):012016, 2016.
- [90] Michael Ridley, Angus MacKinnon, and Lev Kantorovich. Fluctuating-bias controlled electron transport in molecular junctions. *Physical Review B*, 93(20):205408, 2016.
- [91] Benoit Gaury and Xavier Waintal. Dynamical control of interference using voltage pulses in the quantum regime. *Nature Communications*, 5(May):1–11, 2014.
- [92] David Langreth and John Wilkins. Theory of Spin Resonance in Dilute Magnetic Alloys. *Physical Review B*, 6(9):3189–3227, 1972.
- [93] D. C. Langreth. Linear and Nonlinear Response Theory with Applications. In J. T. Devreese and E. van Doren, editors, *NATO Advanced Studies Series B*, pages 3–32. Plenum, New York, 1976.
- [94] Hans Andreas Engel and Daniel Loss. Asymmetric quantum shot noise in quantum dots. *Physical Review Letters*, 93(13):1–4, 2004.
- [95] C. J O Verzijl and J. M. Thijssen. DFT-based molecular transport implementation in ADF/BAND. *Journal of Physical Chemistry C*, 116(46):24393–24412, 2012.
- [96] C. J O Verzijl, J. S. Seldenthuis, and J. M. Thijssen. Applicability of the wide-band limit in DFT-based molecular transport calculations. *Journal of Chemical Physics*, 138(9):094102, 2013.
- [97] E. Zakra-Bajjani, J. Ségala, F. Portier, P. Roche, D. C. Glatli, A. Cavanna, and Y. Jin. Experimental test of the high-frequency quantum shot noise theory in a quantum point contact. *Physical Review Letters*, 99(23):236803, 2007.
- [98] A. H. Dayem and R. J. Martin. Quantum Interaction of Microwave Radiation with Tunneling Between Superconductors. *Physical Review Letters*, 8(6):246–248, 1962.
- [99] Baigeng Wang, Jian Wang, and Hong Guo. Current plateaus of nonadiabatic charge pump: Multiphoton assisted processes. *Physical Review B*, 68(15):155326, 2003.
- [100] V. Mujica, M. Kemp, and M. A. Ratner. Electron conduction in molecular wires. I. A scattering formalism. *The Journal of Chemical Physics*, 101(8):6849, 1994.

- [101] V Mujica, M Kemp, and M A Ratner. Electron Conduction in Molecular Tunneling Microscopy Wires. II. Application. *Journal of Chemical Physics*, 101(8):6856–6864, 1994.
- [102] Jörg Lehmann, Sigmund Kohler, Peter Hänggi, and Abraham Nitzan. Molecular Wires Acting as Coherent Quantum Ratchets. *Physical Review Letters*, 88(22):228305, 2002.
- [103] Shuguang Chen, Hang Xie, Yu Zhang, Xiaodong Cui, and Guanhua Chen. Quantum transport through an array of quantum dots. *Nanoscale*, 5(1):169–173, 2013.
- [104] M. Büttiker and R. Landauer. Traversal Time for Tunneling. *Physical Review Letters*, 49(23):1739–1742, 1982.
- [105] S. Collins, S. Lowe, and J. R. Barker. The quantum mechanical tunnelling time problem-revisited. *J. Phys. C: Solid State Phys.*, 20(36):6213, 1987.
- [106] Taisuke Ozaki. Continued fraction representation of the Fermi-Dirac function for large-scale electronic structure calculations. *Physical Review B*, 75(3):1–9, 2007.
- [107] Alexander Croy and Ulf Saalmann. Propagation Scheme for Non-Equilibrium Dynamics of Electron Transport in Nanoscale Devices. *Physical Review B*, 80(December):245311, 2009.
- [108] Jie Hu, Rui Xue Xu, and Yijing Yan. Communication: Padé spectrum decomposition of Fermi function and Bose function. *Journal of Chemical Physics*, 133(10):0–4, 2010.
- [109] Jie Hu, Meng Luo, Feng Jiang, Rui Xue Xu, and Yijing Yan. Padé spectrum decompositions of quantum distribution functions and optimal hierarchical equations of motion construction for quantum open systems. *Journal of Chemical Physics*, 134(24):0–10, 2011.
- [110] M. Lerch. Note sur la fonction. *Acta Math.*, 11(1-4):19–24, 1887.