



King's Research Portal

DOI:

[10.1002/chem.201701661](https://doi.org/10.1002/chem.201701661)

Document Version

Publisher's PDF, also known as Version of record

[Link to publication record in King's Research Portal](#)

Citation for published version (APA):

Taddei, C., Bongarzone, S., & Gee, A. D. (2017). Instantaneous Conversion of $[^{11}\text{C}]\text{CO}_2$ to $[^{11}\text{C}]\text{CO}$ via Fluoride-Activated Disilane Species. *Chemistry (Weinheim an der Bergstrasse, Germany)*. Advance online publication. <https://doi.org/10.1002/chem.201701661>

Citing this paper

Please note that where the full-text provided on King's Research Portal is the Author Accepted Manuscript or Post-Print version this may differ from the final Published version. If citing, it is advised that you check and use the publisher's definitive version for pagination, volume/issue, and date of publication details. And where the final published version is provided on the Research Portal, if citing you are again advised to check the publisher's website for any subsequent corrections.

General rights

Copyright and moral rights for the publications made accessible in the Research Portal are retained by the authors and/or other copyright owners and it is a condition of accessing publications that users recognize and abide by the legal requirements associated with these rights.

- Users may download and print one copy of any publication from the Research Portal for the purpose of private study or research.
- You may not further distribute the material or use it for any profit-making activity or commercial gain
- You may freely distribute the URL identifying the publication in the Research Portal

Take down policy

If you believe that this document breaches copyright please contact librarypure@kcl.ac.uk providing details, and we will remove access to the work immediately and investigate your claim.

Radiochemistry

Instantaneous Conversion of [^{11}C]CO $_2$ to [^{11}C]CO via Fluoride-Activated Disilane SpeciesCarlotta Taddei, Salvatore Bongarzone, and Antony D. Gee*^[a]

Abstract: The development of a fast and novel methodology to generate carbon-11 carbon monoxide ([^{11}C]CO) from cyclotron-produced carbon-11 carbon dioxide ([^{11}C]CO $_2$) mediated by a fluoride-activated disilane species is described. This methodology allows up to 74% conversion of [^{11}C]CO $_2$ to [^{11}C]CO using commercially available reagents, readily available laboratory equipment and mild reaction conditions (room temperature). As proof of utility, radiochemically pure [carbonyl- ^{11}C]N-benzylbenzamide was successfully synthesized from produced [^{11}C]CO in up to 74% radiochemical yield (RCY) and >99% radiochemical purity (RCP) in ≤ 10 min from end of [^{11}C]CO $_2$ delivery.

The short-lived positron-emitting radionuclide carbon-11 (radioactive half-life, 20.4 min) is generally produced in the form of [^{11}C]CO $_2$ by the $^{14}\text{N}(\text{p}, \alpha)^{11}\text{C}$ nuclear reaction in the presence of trace amounts of oxygen (0.5–1%). Due to the low chemical reactivity of CO $_2$, only a limited number of methods have been developed to incorporate [^{11}C]CO $_2$ directly into functionalized molecules.^[1]

For radiosynthetic applications, cyclotron-produced [^{11}C]CO $_2$ is generally transformed into more reactive species, such as [^{11}C]CH $_3$ l, [^{11}C]COCl $_2$, [^{11}C]HCN and [^{11}C]CO.^[2] Among these, [^{11}C]CO can be used to produce a vast array of [carbonyl- ^{11}C]containing molecules, for example [^{11}C]ureas, [^{11}C]amides, [^{11}C]esters, [^{11}C]carboxylic acids.^[1d,3] These classes of compounds are of great interest as potential radiotracers for molecular imaging applications using positron emission tomography (PET) which allows the quantitative bio-distribution and kinetics of the labelled compounds to be studied in vivo.^[4]

[^{11}C]CO is commonly produced by gas-phase reduction of cyclotron-produced [^{11}C]CO $_2$ on a metal surface (zinc or molybdenum) at high temperatures (400–800 °C).^[5] Although this method can produce [^{11}C]CO in good yields ($\approx 70\%$), unless

the catalyst is frequently replaced, the yields rapidly decrease over time and successive [^{11}C]CO production cycles due to the oxidation of the metal surface.^[5b] The method also requires dedicated and costly infrastructure.

Novel methodologies to reliably produce [^{11}C]CO using a simple and readily available set-up are therefore of high interest to enable the more widespread use of [^{11}C]CO as a versatile starting material for carbon-11 labelling applications.

An innovative [^{11}C]CO $_2$ to [^{11}C]CO chemical conversion using [^{11}C]silicarboxylic acids based on synthetic chemistry studies has been reported recently from our group and others.^[6] This methodology allows the production of [^{11}C]CO by carboxylation of freshly prepared silyl lithium derivatives with [^{11}C]CO $_2$ with subsequent addition of tetra-*n*-butylammonium fluoride (TBAF) as an activator to trigger [^{11}C]CO release. This represents a rapid and efficient methodology based on a simple set-up. However, it requires time-consuming preparation of the silyl lithium derivatives and the addition of a fluoride salt in stoichiometric excess to produce [^{11}C]CO which somewhat detracts from the attractiveness of the approach for routine application.

Recently, disilanes have been reported to be useful sources of CO in synthetic chemistry using catalytic amounts of fluoride salts.^[7] Disilanes were therefore identified as new [^{11}C]CO $_2$ to [^{11}C]CO converting agents to potentially overcome the remaining caveats associated with [^{11}C]CO production using the existing [^{11}C]silicarboxylic acids approach.^[6a,b]

All RCYs and [^{11}C]CO yields are reported as decay corrected values. A simple two-vial set-up (vial A and B) is used (Figure 1).^[6a] Vial A contains a disilane species ((R $_3$ Si) $_2$) and a fluoride salt dissolved in an aprotic solvent (e.g. THF, dioxane, DMSO). Vial B contains carbonylation reagents for the synthesis of [car-

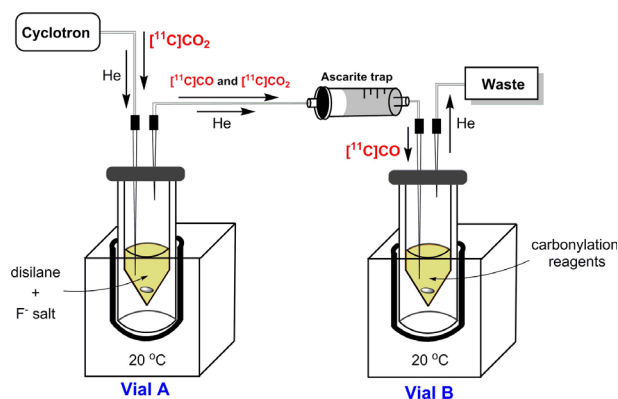
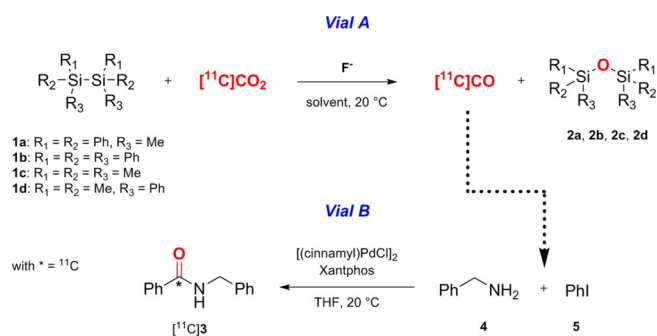


Figure 1. Two-vial set-up (vial A and vial B).

[a] C. Taddei, Dr. S. Bongarzone, Prof. A. D. Gee
Division of Imaging Sciences and Biomedical Engineering
King's College London, 4th Floor Lambeth Wing, St. Thomas' Hospital
London, Lambeth Palace Road, SE1 7EH (United Kingdom)
E-mail: antony.gee@kcl.ac.uk

Supporting information and the ORCID identification number(s) for the author(s) of this article can be found under <https://doi.org/10.1002/chem.201701661>.

© 2017 The Authors. Published by Wiley-VCH Verlag GmbH & Co. KGaA. This is an open access article under the terms of the Creative Commons Attribution License, which permits use, distribution and reproduction in any medium, provided the original work is properly cited.



Scheme 1. [¹¹C]CO synthesis in vial A and ¹¹C-carbonylation reaction in vial B.

bonyl-¹¹C]-*N*-benzylbenzamide ([¹¹C]3, Scheme 1).^[8] The cyclotron-produced [¹¹C]CO₂ is delivered directly into vial A in a stream of helium gas (Figure 1). An Ascarite trap is placed between vials A and B to trap any unreacted [¹¹C]CO₂. The produced [¹¹C]CO is consumed by the carbonylation reaction in vial B giving [¹¹C]3 (Figure 1). The [¹¹C]CO percent yield is calculated as the radioactivity trapped in vial B divided by the sum of the total radioactivity measured in vial A, vial B and the Ascarite trap at end of [¹¹C]CO production. The crude reaction mixture of vial B is analyzed by radio-HPLC to determine the RCP of [¹¹C]3 (Supporting Information Figure S1).

To confirm that the [¹¹C]CO trapped in vial B gave accurate estimates of the process yields, the radioactivity of the waste line from vial B was time-monitored. This showed constant values (<0.3% of total radioactivity) from the end of [¹¹C]CO₂ delivery from the cyclotron until end of the [¹¹C]CO carbonylation reaction in all experiments (Supporting Information Figure S2).

Initially we investigated disilane **1a** (Scheme 1) using a variety of fluoride species, CsF,^[9] KF,^[9] KHF₂^[9] and TBAF (entries 1–4, Table 1) in vial A. CsF and KF gave very low [¹¹C]CO yields, (entries 1 and 2, Table 1). Whereas, KHF₂ and TBAF gave [¹¹C]CO in RCYs of 4 and 9%, respectively (entries 3 and 4, Table 1). Oxygen-based anion sources were not tested since synthetic chemistry studies have shown that these anions, such as acetate (e.g. KOAc) require higher temperatures for the CO₂ to CO process to occur.^[7] Our aim was to develop a radiosynthesis method to convert [¹¹C]CO₂ to [¹¹C]CO at room temperature. Due to the higher [¹¹C]CO yield obtained with TBAF, we decided to use TBAF as the fluoride salt for subsequent experiments.

In order to evaluate the influence of solvent on the reaction efficiency, a range of different aprotic solvents were screened (entries 4–9, Table 1). Aprotic solvents were chosen since these are reported to increase the solubility of disilane species and the reactivity of the fluoride anion in solution.^[10] With THF as a solvent, a [¹¹C]CO yield of 9% was obtained (entry 4, Table 1). Whereas, when dioxane and DMF were used, [¹¹C]CO RCYs of 4% and 2% were achieved, respectively (entries 5 and 6, Table 1). Lower [¹¹C]CO yields (≤1%) were obtained in DMSO, DME and Et₂O (entries 7–9, Table 1). Therefore, THF was chosen as the solvent to optimize the amount of TBAF.

Increasing the amount of TBAF from 0.2 to 10 equivalents resulted in a decrease of [¹¹C]CO RCYs (entries 10–13 vs.

Table 1. Reaction conditions optimization.

Entry ^[a]	Activator	Equiv.	Solvent	[¹¹ C]CO yield [%] ^[b]	[¹¹ C]3 RCP [%] ^[c]
1	CsF	0.2	THF	1	nd ^[e]
2	KF	0.2	THF	2	nd ^[e]
3	KHF ₂	0.2	THF	4	> 99
4	TBAF	0.2	THF	9	> 99
5	TBAF	0.2	dioxane	4	> 99
6	TBAF	0.2	DMF	2	> 99
7	TBAF	0.2	DMSO	1	> 99
8	TBAF	0.2	DME	1	> 99
9	TBAF	0.2	Et ₂ O	0.5	90
10	TBAF	0.5	THF	1	90
11	TBAF	1.0	THF	1	> 99
12	TBAF	2.0	THF	1	> 99
13	TBAF	10.0	THF	1	> 99
14 ^[d]	TBAF	0.1	THF	32 ± 2	> 99
15	TBAF	0.05	THF	25	> 99
16 ^[f]	TBAF	0.1	THF	0	–
17 ^[g]	–	–	THF	0	–
18 ^[h]	–	–	THF	0	–
19	TBAB	0.1	THF	1	nd ^[e]
20	TBACl	0.1	THF	1	nd ^[e]

[a] All the experiments were performed with: vial A: **1a** (63.5 mg, 0.161 mmol, 1.0 equiv), fluoride source and solvent (900 μL); vial B: **4** (50.24 μL, 0.46 mmol, 46.0 equiv), **5** (1.12 μL, 0.01 mmol, 1.0 equiv), [(cinnamyl)PdCl₂] (3.6 mg, 0.007 mmol, 0.07 equiv), Xantphos (4.0 mg, 0.007 mmol, 0.07 equiv) and THF (450 μL). [b] Calculated as a percentage by measurement of the radioactivity in vial B divided by the total radioactivity in the system at end of [¹¹C]CO production. [c] RCP estimated from radio-HPLC analysis of the crude reaction mixture of vial B. [d] Average of three experiments. [e] Radio-HPLC analysis of vial B was not performed. [f] Absence of **1a**. [g] Absence of TBAF and **1a**. [h] Absence of TBAF.

entry 4, Table 1). Since higher amounts of TBAF did not provide yield improvements, we decided to decrease the equivalents of TBAF. Surprisingly, 0.1 equivalent of TBAF yielded the instantaneous production of [¹¹C]CO in up to 32% yield (entry 14, Table 1). By further decreasing the TBAF content to 0.05 equivalent, a [¹¹C]CO yield of 25% was achieved (entry 15, Table 1). Therefore, by reducing the amount of TBAF from 0.2 to 0.05 equivalents we observed a trend (Supporting Information Figure S6) which showed a maximum [¹¹C]CO yield at 0.1 equivalents (32 ± 2%) and two lower values at 0.05 (25%) and 0.2 equivalents (9%) of TBAF. Additional optimization of TBAF equivalencies between these values were not explored as they were not anticipated to produce any further yield gains. These results indicated 0.1 equivalents TBAF as being optimum under these reaction conditions.

[¹¹C]CO was not produced in the absence of TBAF, disilane or TBAF/disilane complex (entries 16–18, Table 1). It was concluded that the conversion of [¹¹C]CO₂ to [¹¹C]CO requires both reagents (disilane and TBAF) for the reaction to proceed.

Experiments substituting fluoride sources with tetra-*n*-butylammonium bromide (TBAB) and tetra-*n*-butylammonium chloride (TBACl) produced [¹¹C]CO yields of only 1% (entries 19 and 20, Table 1). No other equivalents of these salts were investigated since we wanted to test the comparative equivalence corresponding to the optimized TBAF conditions (entry 14). This result confirmed the relevance of the fluoride anion in promoting the [¹¹C]CO₂ to [¹¹C]CO conversion. Furthermore, the

electronegativity trend of halogens ($F > Cl > Br$) and the bond energy of silicon with halogens ($Si-F \gg Si-Cl > Si-Br$)^[11] support the greater activating power of TBAF on $[^{11}C]CO_2$ to $[^{11}C]CO$ conversion compared to the other tetrabutylammonium salts tested (TBACl and TBAB).

Subsequently, the influence of the $[^{11}C]CO_2$ flow delivery rate from the cyclotron to the reaction system was investigated (Table 2). The cyclotron-produced $[^{11}C]CO_2$ was bubbled directly

Entry ^[a]	Flow rate [mL/min]	$[^{11}C]CO$ yield [%] ^[b]	$[^{11}C]3$ RCP [%] ^[c]
1 ($n=3$)	60	32 ± 2	> 99
2 ($n=5$)	10	59 ± 6	> 99
3 ($n=2$)	30	44 ± 4	> 99
4 ($n=3$)	5	57 ± 6	> 99

[a] All the experiments were performed with: Vial A: **1a** (63.5 mg, 0.161 mmol, 1.0 equiv), TBAF (4.2 mg, 0.016 mmol, 0.1 equiv) and THF (900 μ L); vial B: **4** (50.24 μ L, 0.46 mmol, 46.0 equiv), **5** (1.12 μ L, 0.01 mmol, 1.0 equiv), [(cinnamyl)PdCl]₂ (3.6 mg, 0.007 mmol, 0.07 equiv), Xantphos (4.0 mg, 0.007 mmol, 0.07 equiv) and THF (450 μ L). [b] Calculated as a percentage by measurement of the radioactivity in vial B divided by the total radioactivity in the system at end of $[^{11}C]CO$ production. [c] RCP estimated from radio-HPLC analysis of the crude reaction mixture of vial B. n = number of experiments.

into vial A in a stream of helium with a flow rate of 60 mL min⁻¹. Any unreacted $[^{11}C]CO_2$ was removed by the Ascarite trap prior vial B (Figure 1). This set-up yielded a $[^{11}C]CO_2$ to $[^{11}C]CO$ conversions up to 32% based on total cyclotron-produced $[^{11}C]CO_2$ (entry 1, Table 2) within 3 minutes from end of cyclotron bombardment (EOB). However, up to 20% of cyclotron-produced $[^{11}C]CO_2$ was trapped in the Ascarite. It was suspected that this was due to the high flow rate used for the $[^{11}C]CO_2$ delivery into vial A.

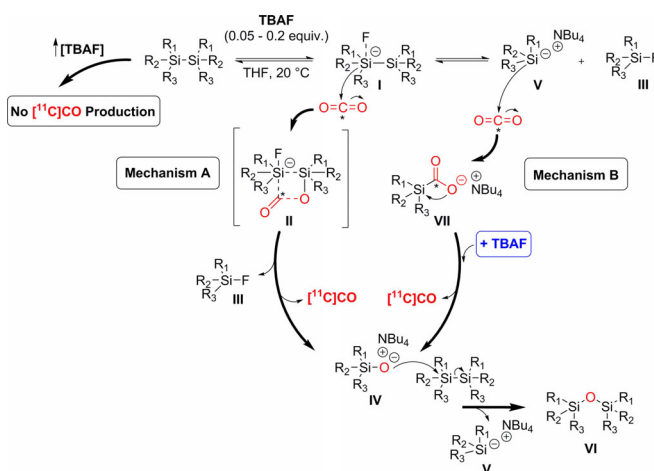
By decreasing the flow rate of $[^{11}C]CO_2$ delivery to 10 mL min⁻¹ using a needle valve prior the $[^{11}C]CO_2$ delivery line to vial A (Supporting Information Figure S3), the amount of $[^{11}C]CO_2$ trapped in the Ascarite decreased and the $[^{11}C]CO_2$ to $[^{11}C]CO$ conversion increased to 59%, (entry 2, Table 2) within 10 minutes from EOB.^[12] Flow delivery rates of 30 mL min⁻¹ (entry 3, Table 2) and 5 mL min⁻¹ (entry 4, Table 2) were also investigated. A $[^{11}C]CO$ yield of up to 44% was achieved at 30 mL min⁻¹; whereas at 5 mL min⁻¹ no significant difference in $[^{11}C]CO$ RCY (57%) was observed from those obtained with a flow rate of 10 mL min⁻¹.

The optimized reaction conditions for **1a** using a 10 mL min⁻¹ flow rate (entry 1, Table 3) were tested with different disilane species (**1b–1d**, Scheme 1). **1b** was difficult to dissolve in THF and gave very low $[^{11}C]CO$ yields (entry 2, Table 3). **1c** produced yields up to 35% (entry 3, Table 3). Whereas, **1d** gave the highest $[^{11}C]CO$ RCYs ($\geq 74\%$) within the disilane species tested (entry 4, Table 3).

Based on these results, we suggest two potential reaction mechanisms (Scheme 2, mechanisms A and B). Both routes start from a TBAF-activated disilyl anion species (I), which is

Entry ^[a]	Disilane	$[^{11}C]CO$ yield [%] ^[b]	$[^{11}C]3$ RCP [%] ^[c]
1 ^[d]	1a	59 ± 6	> 99
2	1b	3	> 99
3	1c	35	> 99
4 ^[d]	1d	74 ± 6	> 99

[a] All the experiments were performed with: vial A: **1a–1d** (0.161 mmol, 1.0 equiv), TBAF (4.2 mg, 0.016 mmol, 0.1 equiv) and THF (900 μ L) with $[^{11}C]CO_2$ flow delivery rate of 10 mL/min; vial B: **4** (50.24 μ L, 0.46 mmol, 46.0 equiv), **5** (1.12 μ L, 0.01 mmol, 1.0 equiv), [(cinnamyl)PdCl]₂ (3.6 mg, 0.007 mmol, 0.07 equiv), Xantphos (4.0 mg, 0.007 mmol, 0.07 equiv) and THF (450 μ L). [b] Calculated as a percentage by measurement of the radioactivity in vial B divided by the total radioactivity in the system at end of $[^{11}C]CO$ production. [c] RCP estimated from radio-HPLC analysis of the crude reaction mixture of vial B. [d] Average of five experiments.



Scheme 2. Proposed reaction mechanism.

formed when a catalytic amount of TBAF is in solution with a disilane in an aprotic solvent (e.g. THF). Indeed, past studies have shown the production of fluoride-activated disilyl anion species, such as I, upon reaction with TBAF in the presence of a disilane and an aprotic solvent.^[7,10b] According to mechanism A, cyclotron-produced $[^{11}C]CO_2$ reacts with I to generate intermediate II. This unstable intermediary ^{11}C -labelled species may undergo internal rearrangement to yield a silyl fluoride (III) and a silanol tetra-*n*-butylammonium salt (IV) with release of $[^{11}C]CO$. Subsequent nucleophilic attack of IV on a disilane molecule (which is present in large excess in vial A) generates a silyl tetra-*n*-butylammonium salt (V) and a disiloxane species (VI). On the other hand, mechanism B takes into account the equilibrium between I with III and V. In this case, V may couple with cyclotron-produced $[^{11}C]CO_2$ to generate a ^{11}C -labelled carboxylated species VII. This ^{11}C -labelled species can undergo internal rearrangement in the presence of free TBAF (in blue, Scheme 2) to yield IV with release of $[^{11}C]CO$. Subsequently IV may attack a disilane molecule in a similar manner to mechanism A, to produce V and VI. However, experiments in the presence of excess of TBAF gave no $[^{11}C]CO$ production (entries 10–13, Table 1). The displacement of $[^{11}C]CO_2$ from

complex **I** under excess of fluoride hinders the formation of complex **II** (mechanism A) or species **VII** (mechanism B) and the subsequent [^{11}C]CO production. Previous studies have shown that the [^{11}C]silicarboxylate species **VII** release [^{11}C]CO only in the presence of an excess of TBAF.^[6a,b] Therefore, the [^{11}C]CO production through mechanism B is less likely to happen under deficient TBAF concentrations. Furthermore, the stable [^{11}C]silicarboxylated species **VII** is not observed by radio-HPLC analysis (Figure S7 vs. Figure S8, Supporting Information). These results in conjunction with synthetic chemistry studies^[6,7,10b,13] suggest that mechanism A is the most likely route for [^{11}C]CO₂ to [^{11}C]CO conversion mediated by fluoride-activated disilane species.

A simple and rapid chemical conversion of [^{11}C]CO₂ to [^{11}C]CO from disilane species in the presence of a catalytic amount of TBAF has been successfully developed. Up to 74% of cyclotron-produced [^{11}C]CO₂ was converted to [^{11}C]CO within 10 minutes from end of [^{11}C]CO₂ delivery and under mild reaction conditions (room temperature).

This methodology is based on a simple laboratory set-up and readily available reagents and is the first reported application of disilanes as [^{11}C]CO releasing agents.

The produced [^{11}C]CO was used in a model carbonylation reaction to yield [^{11}C]3 in up to 74% RCY, >99% RCP and short synthesis time (≤ 10 min from EOB).^[14]

Due to the similar chemical behavior between disilanes and digermyl compounds observed in past studies,^[15] we predict that this latter class of reagents might be able to convert [^{11}C]CO₂ to [^{11}C]CO in a similar manner to disilane species. Whereas past work has shown that the structurally related di-boron species could not be activated by fluoride sources.^[7]

In conclusion, this novel [^{11}C]CO₂ to [^{11}C]CO approach has the potential to increase the utilization of [^{11}C]CO in cyclotron-based radiochemistry laboratories enhancing the prospects for development of new carbon-11 labelled tracers for in vitro and in vivo PET imaging studies.

Acknowledgements

This work was supported by European Commission, FP7-PEOPLE-2012-ITN (316882, RADIOMI) and Medical Research Council (MRC, MR/K022733/1). The authors acknowledge financial support from the Department of Health via the National Institute for Health Research (NIHR) comprehensive Biomedical Research Centre award to Guy's & St Thomas' NHS Foundation Trust in partnership with King's College London and King's College Hospital NHS Foundation Trust and the Centre of Excellence in Medical Engineering funded by the Wellcome Trust and EPSRC under grant number WT 088641/Z/09/Z.

Conflict of interest

The authors declare no conflict of interest.

Keywords: carbon-11 · carbonylation · isotopes · radiochemistry · silanes

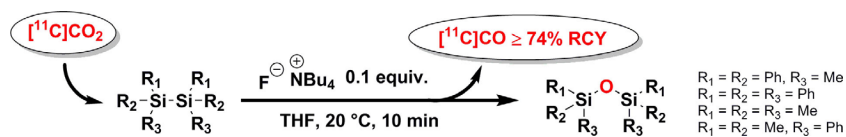
- [1] a) B. H. Rotstein, S. H. Liang, J. P. Holland, T. L. Collier, J. M. Hooker, A. A. Wilson, N. Vasdev, *Chem. Commun.* **2013**, 49, 5621–5629; b) A. K. Haji Dheere, N. Yusuf, A. Gee, *Chem. Commun.* **2013**, 49, 8193–8195; c) A. K. H. Dheere, S. Bongarzone, C. Taddei, R. Yan, A. D. Gee, *Synlett* **2015**, 2257–2260; d) B. H. Rotstein, S. H. Liang, M. S. Placzek, J. M. Hooker, A. D. Gee, F. Dolle, A. A. Wilson, N. Vasdev, *Chem. Soc. Rev.* **2016**, 45, 4708–4726.
- [2] P. W. Miller, N. J. Long, R. Vilar, A. D. Gee, *Angew. Chem. Int. Ed.* **2008**, 47, 8998–9033; *Angew. Chem.* **2008**, 120, 9136–9172.
- [3] a) S. Kealey, C. Plisson, T. L. Collier, N. J. Long, S. M. Husbands, L. Martarello, A. D. Gee, *Org. Biomol. Chem.* **2011**, 9, 3313–3319; b) B. Långström, O. Itsenko, O. Rahman, *J. Labelled Compd. Radiopharm.* **2007**, 50, 794–810; c) O. Rahman, *J. Labelled Compd. Radiopharm.* **2015**, 58, 86–98; d) S. Kealey, A. Gee, P. W. Miller, *J. Labelled Compd. Radiopharm.* **2014**, 57, 195–201.
- [4] a) J. M. Ollinger, J. A. Fessler, *Signal Processing Magazine IEEE* **1997**, 14, 43–55; b) R. J. Hargreaves, E. A. Rabiner, *Neurobiol. Dis.* **2014**, 61, 32–38; c) H. R. Herschman, *Curr. Opin. Immunol.* **2003**, 15, 378–384.
- [5] a) S. K. Zeisler, M. Nader, A. Theobald, F. Oberdorfer, *Appl. Radiat. Isot.* **1997**, 48, 1091–1095; b) K. Dahl, O. Itsenko, O. Rahman, J. Ulin, C. O. Sjöberg, P. Sandblom, L. A. Larsson, M. Schou, C. Halldin, *J. Labelled Compd. Radiopharm.* **2015**, 58, 220–225.
- [6] a) C. Taddei, S. Bongarzone, A. K. Haji Dheere, A. D. Gee, *Chem. Commun.* **2015**, 51, 11795–11797; b) P. Nordeman, S. D. Friis, T. L. Andersen, H. Audrain, M. Larhed, T. Skrydstrup, G. Antoni, *Chem. Eur. J.* **2015**, 21, 17601–17604; c) S. D. Friis, R. H. Taaning, A. T. Lindhardt, T. Skrydstrup, *J. Am. Chem. Soc.* **2011**, 133, 18114–18117.
- [7] C. Lescot, D. U. Nielsen, I. S. Makarov, A. T. Lindhardt, K. Daasbjerg, T. Skrydstrup, *J. Am. Chem. Soc.* **2014**, 136, 6142–6147.
- [8] a) P. W. Miller, L. E. Jennings, A. J. deMello, A. D. Gee, N. J. Long, R. Vilar, *Adv. Synth. Catal.* **2009**, 351, 3260–3268; b) K. Dahl, M. Schou, N. Amini, C. Halldin, *Eur. J. Org. Chem.* **2013**, 1228–1231.
- [9] The corresponding THF solution was non-homogeneous and cloudy indicating poor solubility of this salt in THF.
- [10] a) I. Kuwajima, E. Nakamura, *J. Am. Chem. Soc.* **1975**, 97, 3257–3258; b) T. Hiyama, M. Obayashi, I. Mori, H. Nozaki, *J. Org. Chem.* **1983**, 48, 912–914.
- [11] R. Walsh, *Acc. Chem. Res.* **1981**, 14, 246–252.
- [12] Due to the reduced flow rate (10 mLmin⁻¹), more time was necessary to complete the delivery of cyclotron-produced [^{11}C]CO₂ to vial A after end of cyclotron bombardment (EOB).
- [13] See supporting information for synthetic chemistry studies.
- [14] The associated carrier content of [^{11}C]3 was in the range of 0.02–0.03 μmol . Assuming that the stable ^{12}C carrier content would be in a similar range for a standard clinical [^{11}C]CO₂ production, it is estimated that specific activities (SA) of 100–120 GBq μmol^{-1} would be achieved. These are consistent with the SAs obtained for other ^{11}C -labelled tracers at our institution.
- [15] a) H. Gilman, C. Gerow, *J. Org. Chem.* **1957**, 22, 334–336; b) H. Gilman, G. D. Lichtenwalter, *J. Am. Chem. Soc.* **1958**, 80, 608–611.

Manuscript received: April 13, 2017

Accepted manuscript online: April 17, 2017

Version of record online: May 17, 2017

COMMUNICATION



Radio Ga Ga: Release of $[\text{}^{11}\text{C}]\text{CO}$ up to 74% at room temperature within 10

min from the end of $[\text{}^{11}\text{C}]\text{CO}_2$ production.

Radiochemistry

*C. Taddei, S. Bongarzone, A. D. Gee**



Instantaneous Conversion of $[\text{}^{11}\text{C}]\text{CO}_2$ to $[\text{}^{11}\text{C}]\text{CO}$ via Fluoride-Activated Disilane Species

